

















# UCR 38th Annual CC Invitational

## UCR Agg Course

### Race 2 - Men 8000m Invitational - 8K

09/15/2018 - 8:05am

### Team Race Results

Place	Name	Score	Team Time	Runner Avg	Avg Mile	5 Man Gap	Finish Order	Scoring Order
1	 SOUTHERN UTAH	27	2:01:01	24:12	4:52	0:25	2, 4, 5, 6, 10, 19, 23	2, 4, 5, 6, 10, 18, 22
2	 UTAH VALLEY	70	2:02:55	24:35	4:56	1:02	1, 9, 15, 21, 27, 37, 51	1, 9, 14, 20, 26, 36, 50
3	 UNATTACHED	83	2:03:15	24:39	4:57	1:00	3, 13, 16, 24, 30, 48, 80	3, 13, 15, 23, 29, 47, 75
4	 POMONA-PITZER	150	2:05:05	25:01	5:01	0:52	8, 32, 35, 39, 40, 56, 66	8, 31, 34, 38, 39, 55, 65
5	 CENTRAL ARIZONA	171	2:05:25	25:05	5:02	0:49	17, 20, 28, 44, 67, 95, 144	16, 19, 27, 43, 66, 88, 131
6	 CAL BAPTIST	187	2:05:39	25:07	5:03	1:34	7, 31, 34, 36, 89, 90, 112	7, 30, 33, 35, 82, 83, 104
7	 SACRAMENTO ST.	235	2:06:42	25:20	5:05	0:41	25, 41, 43, 60, 72, 113, 139	24, 40, 42, 59, 70, 105, 126
8	 UC RIVERSIDE	262	2:07:11	25:26	5:07	0:52	26, 50, 52, 58, 87, 117, 136	25, 49, 51, 57, 80, 108, 123
9	MT. SAC	277	2:07:10	25:26	5:07	1:21	11, 47, 71, 76, 86, 100, 111	11, 46, 69, 72, 79, 93, 103
10	 CLAREMONT-MUDD-SCRIPPS	279	2:07:22	25:28	5:07	0:45	29, 54, 59, 68, 77, 84, 91	28, 53, 58, 67, 73, 77, 84
11	 LONG BEACH ST.	298	2:07:51	25:34	5:08	1:43	18, 33, 61, 85, 120, 135, 142	17, 32, 60, 78, 111, 122, 129
12	 LOYOLA MARYMOUNT	353	2:08:39	25:43	5:10	0:50	49, 53, 69, 94, 106	48, 52, 68, 87, 98
13	 UC IRVINE	356	2:08:38	25:43	5:10	1:25	22, 57, 96, 98, 107, 123, 125	21, 56, 89, 91, 99, 114, 116
14	 CAL ST. NORTHRIDGE	369	2:08:47	25:45	5:10	1:46	12, 88, 92, 97, 109, 118, 124	12, 81, 85, 90, 101, 109, 115
15	 UC SANTA CRUZ	397	2:09:28	25:53	5:12	0:49	63, 65, 79, 103, 110, 114, 121	62, 64, 74, 95, 102, 106, 112
16	THE MASTERS	449	2:10:54	26:10	5:16	1:59	46, 62, 108, 119, 148, 154, 160	45, 61, 100, 110, 133, 135, 138
17	 AZUSA PACIFIC	482	2:11:54	26:22	5:18	2:10	55, 74, 116, 122, 157, 165, 169	54, 71, 107, 113, 137, 142, 145
18	 HAWAII PACIFIC	490	2:11:34	26:18	5:17	1:32	42, 101, 126, 129, 132, 168, 171	41, 94, 117, 118, 120, 144, 146






Use Discount Code  
"FINISHED"  
For 15% Off at: [VSathletics.com](http://VSathletics.com)



# Race 2 - Men 8000m Invitational - 8K

09/15/2018 - 8:05am

## Team Race Results

Place	Name	Score	Team Time	Runner Avg	Avg Mile	5 Man Gap	Finish Order	Scoring Order
19	 REDLANDS	501	2:12:52	26:34	5:20	2:18	45, 64, 137, 153, 156, 161, 166	44, 63, 124, 134, 136, 139, 143
20	HOPE INT'L	534	2:12:58	26:35	5:20	1:59	38, 131, 133, 138, 146	37, 119, 121, 125, 132
21	 CALTECH	549	2:13:19	26:39	5:21	1:51	93, 104, 105, 143, 162	86, 96, 97, 130, 140
22	 FRESNO PACIFIC	564	2:13:52	26:46	5:23	2:08	82, 99, 140, 141, 163	76, 92, 127, 128, 141
DNP	HOKA AGGIES		24:38	24:38	4:57	14		1 Runner
DNP	SAN DIEGO TRACK CLUB		28:23	28:23	5:42	167		1 Runner



Use Discount Code  
"FINISHED"

For 15% Off at: [VSathletics.com](http://VSathletics.com)



# Race 2 - Men 8000m Invitational - 8K

09/15/2018 - 8:05am

## Individual Race Results

Place	Name	Grade	School	Time	Points	Place	Name	Grade	School	Time	Points
1	Kevin Lynch	JR	Utah Valley	23:58.2	1	39	Ethan Widlansky	FR	Pomona-Pitzer	25:14.0	38
2	Aidan Reed	JR	Southern Utah	24:02.1	2	40	Julian Degroot-Lutzner	SR	Pomona-Pitzer	25:14.6	39
3	Seth Totten		Unattached	24:02.3	3	41	Elijah Changco	JR	Sacramento St.	25:14.8	40
4	Christian Ricketts	SO	Southern Utah	24:04.7	4	42	Rickus Jacobs	SR	Hawaii Pacific	25:14.9	41
5	George Espino	SR	Southern Utah	24:09.2	5	43	Andres Sandoval	SO	Sacramento St.	25:15.3	42
6	Nate Osterstock	SO	Southern Utah	24:17.9	6	44	John Ngaruiya	SO	Central Arizona	25:15.4	43
7	Simon Bedard	SR	Cal Baptist	24:20.8	7	45	Tucker Cargile	SO	Redlands	25:16.9	44
8	Andy Reischling	SR	Pomona-Pitzer	24:21.9	8	46	Wesley Methum	SO	The Masters	25:17.4	45
9	Geofrey Kemboi	SO	Utah Valley	24:25.4	9	47	Jose Melchor	SO	Mt. SAC	25:18.7	46
10	Sean Newcomb	JR	Southern Utah	24:27.7	10	48	Robert Marin	JR	Unattached	25:19.0	47
11	Salvador Capetillo	SO	Mt. SAC	24:31.9	11	49	Zach Arias	FR	Loyola Marymount	25:20.8	48
12	Michael Merchan	SR	Cal St. Northridge	24:32.7	12	50	Jack Frimodig	SO	UC Riverside	25:21.2	49
13	Trelani Waters	JR	Unattached	24:34.2	13	51	Jared Gonzalez-Perez	FR	Utah Valley	25:26.5	50
14	Shyan Vaziri		Hoka Aggies	24:38.0		52	Jonathan Lee	SO	UC Riverside	25:27.5	51
15	Anthony Ocegueda	SO	Utah Valley	24:41.8	14	53	Joseph Garcia	SO	Loyola Marymount	25:27.7	52
16	koby pederson	SR	Unattached	24:44.8	15	54	Kyryl van Schendel	FR	Claremont-Mudd-Sc	25:27.9	53
17	Manuel Olivo-Quinones	SO	Central Arizona	24:45.3	16	55	Nathaniel Tamminga	SO	Azusa Pacific	25:28.0	54
18	Trevor Stangle	SR	Long Beach St.	24:47.9	17	56	Jeremy Adams	SO	Pomona-Pitzer	25:28.3	55
19	Koy Moore	SR	Southern Utah	24:48.4	18	57	Ashton Garcia	SR	UC Irvine	25:28.4	56
20	Santiago Hardy	SO	Central Arizona	24:48.9	19	58	Brandon Shields	JR	UC Riverside	25:29.2	57
21	Britain Reynolds	FR	Utah Valley	24:49.4	20	59	Ben Iten	SR	Claremont-Mudd-Sc	25:31.2	58
22	Hector Garcia	JR	UC Irvine	24:49.4	21	60	Ross Walker	JR	Sacramento St.	25:31.4	59
23	Liam Kennell	SR	Southern Utah	24:50.8	22	61	Raymon Ornelas	FR	Long Beach St.	25:32.2	60
24	Ryan Thompson	SR	Unattached	24:51.4	23	62	Stephen Pacheco	JR	The Masters	25:32.6	61
25	Tristen Thomson	JR	Sacramento St.	25:00.0	24	63	Nick Kleiber	SO	UC Santa Cruz	25:33.1	62
26	Antonio Carbajal	FR	UC Riverside	25:00.5	25	64	Joseph Esparza	SR	Redlands	25:33.3	63
27	Adrian Jones	JR	Utah Valley	25:00.5	26	65	Paul Colosi	JR	UC Santa Cruz	25:33.8	64
28	Habtamu Cheney	FR	Central Arizona	25:01.8	27	66	Owen Woo	SO	Pomona-Pitzer	25:34.0	65
29	Miles Christensen	FR	Claremont-Mudd-Sc	25:02.0	28	67	Moise Maombi	FR	Central Arizona	25:34.3	66
30	Branden Estrada	SR	Unattached	25:02.3	29	68	Stevie Steinberg	SO	Claremont-Mudd-Sc	25:34.5	67
31	McMarshall Hartzenbur	JR	Cal Baptist	25:04.6	30	69	Ethan Frisone	FR	Loyola Marymount	25:37.5	68
32	Adin Becker	JR	Pomona-Pitzer	25:05.1	31	70	Kale Sharp		Utah Valley	25:38.1	
33	Tyler Spencer	FR	Long Beach St.	25:07.2	32	71	Christopher Weiland	SO	Mt. SAC	25:40.6	69
34	Dennis Messmer	SR	Cal Baptist	25:07.7	33	72	Shane Marshall	SO	Sacramento St.	25:41.4	70
35	Paul McKinley	FR	Pomona-Pitzer	25:09.4	34	73	Michael Martin	JR	Southern Utah	25:43.0	
36	William Ernst	SR	Cal Baptist	25:10.7	35	74	Ben Drew	FR	Azusa Pacific	25:44.1	71
37	Hawk Call	FR	Utah Valley	25:13.1	36	75	Carter Stripp	SR	Pomona-Pitzer	25:45.2	
38	Joseph Tobin	JR	Hope Int'l	25:13.3	37	76	Colby Penn	FR	Mt. SAC	25:46.3	72



For Live Results  
Download the App



Use Discount Code  
"FINISHED"

For 15% Off at: [VSathletics.com](http://VSathletics.com)



# Race 2 - Men 800m Invitational - 8K

09/15/2018 - 8:05am

## Individual Race Results

Place	Name	Grade	School	Time	Points	Place	Name	Grade	School	Time	Points
77	Wilson Ives	JR	Claremont-Mudd-Sc	25:47.2	73	115	Alex Sasser	SR	Unattached	26:28.6	
78	Nathan Stringham	JR	Pomona-Pitzer	25:48.4		116	Kurt Hake	JR	Azusa Pacific	26:29.2	107
79	Dante Capone	SR	UC Santa Cruz	25:49.2	74	117	Andres Delgado	JR	UC Riverside	26:30.6	108
80	Ben Davis	SR	Unattached	25:50.1	75	118	Oscar Ochoa	JR	Cal St. Northridge	26:31.6	109
81	Lamek Keditukei	SO	Utah Valley	25:50.6		119	Davis Boggess	FR	The Masters	26:31.6	110
82	Chandler Maciel	SO	Fresno Pacific	25:50.6	76	120	Ricardo Cardenas	JR	Long Beach St.	26:31.6	111
83	Mark Bennett	SR	Southern Utah	25:51.6		121	Perry Winsor	FR	UC Santa Cruz	26:31.9	112
84	Adam Wilkinson	FR	Claremont-Mudd-Sc	25:52.4	77	122	Josh Nyberg	SO	Azusa Pacific	26:34.4	113
85	Gavin Korby	FR	Long Beach St.	25:52.9	78	123	Gabriel Ramirez	FR	UC Irvine	26:34.6	114
86	Luis Huerta	SO	Mt. SAC	25:53.4	79	124	Daniel Fendrich	FR	Cal St. Northridge	26:35.2	115
87	Justin Eipp	SO	UC Riverside	25:53.4	80	125	Christian Hernandez	FR	UC Irvine	26:40.4	116
88	Julian Silva	FR	Cal St. Northridge	25:54.4	81	126	David Rutto	FR	Hawaii Pacific	26:41.1	117
89	Cody Beeson	SO	Cal Baptist	25:55.3	82	127	Daniel Sealand	SO	Claremont-Mudd-Sc	26:43.0	
90	Hector Peralta	JR	Cal Baptist	25:56.5	83	128	Dante de los Santos	SO	UC Santa Cruz	26:43.4	
91	Will Kimball	SO	Claremont-Mudd-Sc	25:57.3	84	129	Drew Downing	FR	Hawaii Pacific	26:45.3	118
92	Mario Ramirez	SR	Cal St. Northridge	25:58.4	85	130	Mike Alukunyang	JR	Cal Baptist	26:46.0	
93	Simon Ricci	JR	Caltech	26:00.5	86	131	Johan Sanchez	FR	Hope Int'l	26:46.6	119
94	Kyle Friedler	SO	Loyola Marymount	26:02.1	87	132	Amos Kipchumba	SR	Hawaii Pacific	26:46.9	120
95	Ikageng Gaorekwe	SO	Central Arizona	26:02.4	88	133	Andrew Valle	SO	Hope Int'l	26:47.8	121
96	Jon Rodriguez	SR	UC Irvine	26:02.7	89	134	Solomon Reinman	JR	UC Santa Cruz	26:52.4	
97	Kristian Oatman	FR	Cal St. Northridge	26:03.1	90	135	Moises Rendon	FR	Long Beach St.	26:55.9	122
98	Sebastian Bautista	FR	UC Irvine	26:03.2	91	136	Blake Starbuck	FR	UC Riverside	26:57.8	123
99	Adam Gonzalez	SR	Fresno Pacific	26:03.9	92	137	Benjamin Casey	SR	Redlands	26:57.9	124
100	Ralph Mendoza	SO	Mt. SAC	26:05.5	93	138	David Martinez	FR	Hope Int'l	26:58.0	125
101	Lukas Motschmann	JR	Hawaii Pacific	26:06.5	94	139	Anthony Lemus	JR	Sacramento St.	26:58.3	126
102	Carlos Perez	JR	Unattached	26:08.7		140	Jonathan Matson	JR	Fresno Pacific	26:59.1	127
103	Kellen O'Neill	SO	UC Santa Cruz	26:09.2	95	141	Manuel Carranza	JR	Fresno Pacific	27:00.2	128
104	Tanner Moore	JR	Caltech	26:09.6	96	142	Michael Simpson	JR	Long Beach St.	27:03.7	129
105	Gaurav Phanse	FR	Caltech	26:10.7	97	143	Rohan Choudhury	SR	Caltech	27:07.5	130
106	Simeon Paul	SO	Loyola Marymount	26:11.2	98	144	Davonte Jett-Reynolds	SO	Central Arizona	27:08.2	131
107	Kit Carter	SO	UC Irvine	26:14.8	99	145	Diego Gonzalez	FR	Long Beach St.	27:09.9	
108	Joshua Nunez	JR	The Masters	26:16.3	100	146	Anthony Ramos	SO	Hope Int'l	27:12.3	132
109	David Hidalgo	FR	Cal St. Northridge	26:19.1	101	147	Maxwell Gray	SO	UC Riverside	27:15.5	
110	Tyler Rule	JR	UC Santa Cruz	26:22.8	102	148	Justin Harris	JR	The Masters	27:17.0	133
111	Adrian Hernandez Jr.	FR	Mt. SAC	26:23.2	103	149	Brandon Sanchez	FR	Cal St. Northridge	27:20.5	
112	Collins Koech	FR	Cal Baptist	26:24.5	104	150	Adam Schulze	SR	Claremont-Mudd-Sc	27:20.8	
113	Santiago Ruiz	FR	Sacramento St.	26:26.4	105	151	Julian Serrano	SO	Mt. SAC	27:25.1	
114	Luke Trafecanty	FR	UC Santa Cruz	26:27.1	106	152	Jhamani Long	SR	UC Irvine	27:27.3	



For Live Results  
Download the App



Use Discount Code  
"FINISHED"

For 15% Off at: [VSathletics.com](http://VSathletics.com)



# Race 2 - Men 8000m Invitational - 8K


09/15/2018 - 8:05am

## Individual Race Results

Place	Name	Grade	School	Time	Points
153	Trevor Brouelette	SO	Redlands	27:29.1	134
154	Sully Hudson	SO	The Masters	27:30.2	135
155	Abraham Maldonado	FR	Sacramento St.	27:31.4	
156	Andrew Kargol	SR	Redlands	27:35.6	136
157	Marcus Dawall	FR	Azusa Pacific	27:38.9	137
158	Patrick Burciago	SR	Long Beach St.	27:39.9	
159	Isaiah Wilson	FR	Mt. SAC	27:43.4	
160	Isaac Ventura	FR	The Masters	27:44.7	138
161	Miguel Fausto	FR	Redlands	27:47.0	139
162	Matthew Earney	SO	Caltech	27:51.5	140
163	Seth Garcia	FR	Fresno Pacific	27:58.6	141
164	Alexis Torres	SR	Unattached	27:59.5	
165	Ryan Negrette	FR	Azusa Pacific	28:10.5	142
166	Quentin Olive-Larson	SO	Redlands	28:15.6	143
167	Francisco Aguiar	SO	San Diego Track Cl	28:23.6	
168	Javier Victorino	FR	Hawaii Pacific	28:43.1	144
169	Rylie Cabalse	SO	Azusa Pacific	29:02.4	145
170	Arlin Holder	FR	The Masters	29:05.0	
171	Jason Flores	SO	Hawaii Pacific	30:31.3	146
172	Ryan Harris	FR	The Masters	30:56.5	



For Live Results  
Download the App



Use Discount Code  
"FINISHED"

For 15% Off at: [VSathletics.com](http://VSathletics.com)

