







Baseline League

Chino Hills

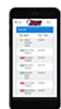
Race 101 - Boys Merged Results - 3 Mile

Team Results

Place	Team	Score	Team Time	Runner Avg	Avg Mile	5 Man Gap	Finish Order	Scoring Order
1	 Rancho Cucamonga	27	1:18:39	15:44	5:15	1:20	1-2-5-9-10-13-15	1-2-5-9-10-13-15
2	 Damien	83	1:24:01	16:49	5:37	1:48	4-14-18-22-29-32-40	4-14-17-21-27-30-37
3	 Etiwanda	83	1:23:46	16:46	5:36	2:08	3-8-11-30-35-36-43	3-8-11-28-33-34-40
4	 Chino Hills	98	1:25:14	17:03	5:41	1:01	12-17-20-27-28-31-33	12-16-19-25-26-29-31
5	 Upland	111	1:26:06	17:14	5:45	2:20	6-23-24-25-39-41-42	6-22-23-24-36-38-39
6	 Los Osos	112	1:26:08	17:14	5:45	2:17	7-19-21-34-38-53-54	7-18-20-32-35-41-42



For Live Results
Download the APP



Use Discount Code
"FINISHED"

For 15% Off at: VSathletics.com



Race 101 - Boys Merged Results - 3 Mile

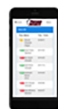
Individual Results

Place	Name	Grade	Team	Time	Points
1	Nathan England	12	Rancho Cucamonga	14:58.9	1
2	Glenn Bell	11	Rancho Cucamonga	15:23.2	2
3	Ryan Mallon	12	Etiwanda	15:45.0	3
4	Eric Martinez	11	Damien	15:48.2	4
5	Russel Mercado	11	Rancho Cucamonga	15:56.0	5
6	Efren Martin	12	Upland	15:59.4	6
7	Steven Song	12	Los Osos	16:00.1	7
8	Kailil O'Brien	11	Etiwanda	16:01.0	8
9	Zyeir Lesley-shabete	11	Rancho Cucamonga	16:02.5	9
10	Joshua Llamas	12	Rancho Cucamonga	16:18.0	10
11	Dilan Adhikari	10	Etiwanda	16:25.7	11
12	Noah Chavez	11	Chino Hills	16:26.7	12
13	Jacob Orta	10	Rancho Cucamonga	16:28.3	13
14	Thomas Mckeown	12	Damien	16:33.9	14
15	Ian Herbelin	12	Rancho Cucamonga	16:34.0	15
16	Benjamin Lopez	11	Rancho Cucamonga	16:42.4	
17	Aiden Gomez	10	Chino Hills	16:54.9	16
18	Diego Urdiales	10	Damien	16:56.5	17
19	Noah Chairez	10	Los Osos	16:57.7	18
20	Jacob Montenegro	12	Chino Hills	17:01.0	19
21	Justin Studebaker	10	Los Osos	17:05.4	20
22	James Roberts	12	Damien	17:06.3	21
23	Thomas Marquez	12	Upland	17:14.2	22
24	Joseph Chavarria	10	Upland	17:15.4	23
25	Adam Vincenteno	12	Upland	17:17.9	24
26	Logan Reinhold	10	Rancho Cucamonga	17:21.7	
27	Rylan Dinneweth	10	Chino Hills	17:24.5	25
28	Samuel Uribe	11	Chino Hills	17:26.8	26
29	Daniel Khalil-Borna	12	Damien	17:35.5	27
30	Joel Fischer	10	Etiwanda	17:41.4	28
31	Nick Shutes	11	Chino Hills	17:42.1	29
32	Jaeger Mandzok	12	Damien	17:44.8	30
33	John Arriola	12	Chino Hills	17:46.8	31
34	Preston Johnson	12	Los Osos	17:47.7	32
35	Robert Lopez	10	Etiwanda	17:52.7	33
36	Shawn Waltman	10	Etiwanda	17:54.5	34
37	Jack Pusztai	10	Chino Hills	17:56.1	
38	Noah Kleist	11	Los Osos	18:16.3	35
39	Gavin Clark	10	Upland	18:19.1	36

Place	Name	Grade	Team	Time	Points
40	Matthew Lavin	11	Damien	18:24.9	37
41	Andrew Left	11	Upland	18:29.7	38
42	Noah Sherod	11	Upland	18:35.7	39
43	Shyam Arakere	10	Etiwanda	18:37.6	40
44	Pierce Morrison	12	Upland	18:38.5	
45	Naythan Castaneda	11	Etiwanda	18:39.8	
46	Benjamin Galaz	12	Etiwanda	18:44.0	
47	Ethan Tzec	10	Upland	18:57.7	
48	Alan Truong	11	Chino Hills	18:58.1	
49	Jacob Padilla	11	Chino Hills	19:19.7	
50	Elias Frescas	11	Etiwanda	19:53.6	
51	T.J. Rodriguez	11	Damien	20:00.6	
52	Diego Grages	10	Upland	20:15.7	
53	Gauge Demond	11	Los Osos	20:28.2	41
54	Jason Bailey	12	Los Osos	20:44.5	42
55	Joshua Johnson	10	Los Osos	21:17.0	
56	Itel Rivas	12	Los Osos	21:22.7	
57	Jonathan Eakle	9	Los Osos	25:27.4	



For Live Results
Download the APP



Use Discount Code
"FINISHED"

For 15% Off at: VSathletics.com

