







# Baseline League Finals

## Upland

### Race 1 - Boys Varsity - 3 Mile

### Team Results

Place	Team	Score	Team Time	Runner Avg	Avg Mile	5 Man Gap	Finish Order	Scoring Order
1	 Rancho Cucamonga	21	1:16:55	15:23	5:08	0:58	1-2-3-7-8-9-16	1-2-3-7-8-9-16
2	 Damien	83	1:22:11	16:27	5:29	1:52	4-13-17-18-33-35-43	4-13-17-18-31-32-38
3	 Chino Hills	94	1:22:53	16:35	5:32	1:04	11-14-22-23-24-25-27	11-14-22-23-24-25-27
4	 Los Osos	106	1:25:19	17:04	5:42	3:35	6-12-20-29-53-54-56	6-12-20-28-40-41-42
5	 Upland	110	1:24:14	16:51	5:37	1:55	10-19-21-26-38-41-45	10-19-21-26-34-37-39
6	 Etiwanda	112	1:24:29	16:54	5:38	2:04	5-15-30-32-37-39-40	5-15-29-30-33-35-36



For Live Results  
Download the APP



Use Discount Code  
"FINISHED"

For 15% Off at: [VSathletics.com](http://VSathletics.com)



# Race 1 - Boys Varsity - 3 Mile

## Individual Results

Place	Name	Grade	Team	Time	Points
1	Glenn Bell	11	Rancho Cucamonga	14:53.7	1
2	Nathan England	12	Rancho Cucamonga	14:54.4	2
3	Russel Mercado	11	Rancho Cucamonga	15:23.7	3
4	Eric Martinez	11	Damien	15:30.2	4
5	Ryan Mallon	12	Etiwanda	15:43.3	5
6	Steven Song	12	Los Osos	15:48.4	6
7	Joshua Llamas	12	Rancho Cucamonga	15:51.6	7
8	Jacob Orta	10	Rancho Cucamonga	15:51.6	8
9	Zyeir Lesley-shabete	11	Rancho Cucamonga	15:52.2	9
10	Efren Martin	12	Upland	15:54.0	10
11	Noah Chavez	11	Chino Hills	15:56.0	11
12	Noah Chairez	10	Los Osos	16:04.9	12
13	Thomas Mckeown	12	Damien	16:05.3	13
14	Aiden Gomez	10	Chino Hills	16:15.9	14
15	Dilan Adhikari	10	Etiwanda	16:18.0	15
16	Benjamin Lopez	11	Rancho Cucamonga	16:25.5	16
17	James Roberts	12	Damien	16:33.9	17
18	Diego Urdiales	10	Damien	16:39.3	18
19	Adam Vincenteno	12	Upland	16:44.9	19
20	Justin Studebaker	10	Los Osos	16:45.5	20
21	Thomas Marquez	12	Upland	16:45.6	21
22	Rylan Dinneweth	10	Chino Hills	16:46.5	22
23	Jacob Montenegro	12	Chino Hills	16:54.4	23
24	Nick Shutes	11	Chino Hills	16:59.4	24
25	Jack Pusztai	10	Chino Hills	17:00.2	25
26	Joseph Chavarria	10	Upland	17:00.8	26
27	Samuel Uribe	11	Chino Hills	17:01.2	27
28	Logan Reinhold	10	Rancho Cucamonga	17:11.6	
29	Preston Johnson	12	Los Osos	17:16.2	28
30	Joel Fischer	10	Etiwanda	17:18.8	29
31	John Arriola	12	Chino Hills	17:19.9	
32	Shawn Waltman	10	Etiwanda	17:22.0	30
33	Jaeger Mandzok	12	Damien	17:22.0	31
34	Seth Romero	10	Chino Hills	17:26.5	
35	Daniel Khalil-Borna	12	Damien	17:28.1	32
36	Anthony Egans	11	Rancho Cucamonga	17:31.9	
37	Robert Lopez	10	Etiwanda	17:46.8	33
38	Pierce Morrison	12	Upland	17:48.5	34
39	Adam Starkey	12	Etiwanda	17:49.3	35

Place	Name	Grade	Team	Time	Points
40	Tristan Vandersall	11	Etiwanda	17:50.6	36
41	Noah Sherod	11	Upland	17:56.4	37
42	Diego Herrera	9	Rancho Cucamonga	17:58.3	
43	Matthew Lavin	11	Damien	18:05.0	38
44	Matthew Ochoa	12	Etiwanda	18:05.5	
45	Gavin Clark	10	Upland	18:05.8	39
46	Dalton Garcia	9	Damien	18:06.7	
47	Shyam Arakere	10	Etiwanda	18:07.5	
48	Ethan Tzec	10	Upland	18:08.4	
49	Nicholas Khalili-borna	10	Damien	18:11.2	
50	Andrew Left	11	Upland	18:12.0	
51	Jordan Manson-servin	11	Etiwanda	18:38.1	
52	Isaac Vargas	12	Chino Hills	18:49.3	
53	Gauge Demond	11	Los Osos	19:23.1	40
54	Matthew Ruiz	9	Los Osos	19:37.2	41
55	Brandon Vinluan	9	Upland	19:38.5	
56	Itel Rivas	12	Los Osos	20:08.0	42
57	Luke Keller	11	Damien	20:27.1	
58	Jason Bailey	12	Los Osos	20:28.4	
59	Joshua Johnson	10	Los Osos	20:36.1	
60	Jonathan Eakle	9	Los Osos	23:11.8	



For Live Results  
Download the APP



Use Discount Code  
"FINISHED"

For 15% Off at: [VSathletics.com](http://VSathletics.com)

