

CIF Southern Section Prelims

Mt. SAC

Race 24 - Girls DIV 3 - Heat 2 - 3 Mile

11/13/2021 - 8:52am

Team Results

| Place | Team | Score | Team Time | Runner Avg | Avg Mile | 5 Man Gap | Finish Order | Scoring Order |
|-------|--|-------|-----------|------------|----------|-----------|--------------------------|----------------------|
| 1 |  Sonora | 71 | Q 1:41:40 | 20:20 | 6:47 | 2:37 | 2-8-10-32-37-52 | 2-6-8-25-30-45 |
| 2 |  Brea Olinda | 82 | Q 1:42:53 | 20:35 | 6:52 | 2:03 | 6-9-17-26-41-43-55 | 5-7-15-21-34-36-48 |
| 3 |  Dos Pueblos | 83 | Q 1:43:31 | 20:43 | 6:55 | 0:44 | 12-13-20-27-30-40-54 | 10-11-17-22-23-33-47 |
| 4 |  Agoura | 88 | Q 1:42:18 | 20:28 | 6:50 | 3:22 | 1-11-23-35-38-47-56 | 1-9-19-28-31-40-49 |
| 5 |  Esperanza | 101 | Q 1:43:22 | 20:41 | 6:54 | 2:31 | 3-5-34-39-42-49-51 | 3-4-27-32-35-42-44 |
| 6 |  Buena Park | 169 | 1:48:59 | 21:48 | 7:16 | 1:59 | 19-33-45-50-53-58-59 | 16-26-38-43-46-51-52 |
| 7 |  Norwalk | 222 | 1:54:44 | 22:57 | 7:39 | 3:28 | 24-44-57-64-67-70-92 | 20-37-50-56-59-62-83 |
| 8 |  Santa Paula | 241 | 2:00:47 | 24:10 | 8:04 | 10:32 | 14-22-48-87-101 | 12-18-41-78-92 |
| 9 |  Arlington | 277 | 2:00:23 | 24:05 | 8:02 | 2:40 | 46-62-68-69-71-74 | 39-54-60-61-63-66 |
| 10 |  San Gabriel | 280 | 2:01:29 | 24:18 | 8:06 | 4:38 | 36-63-65-77-80-89 | 29-55-57-68-71-80 |
| 11 |  Granite Hills | 285 | 2:02:21 | 24:29 | 8:10 | 6:30 | 15-66-73-75-91 | 13-58-65-67-82 |
| 12 |  Indian Springs | 309 | 2:04:34 | 24:55 | 8:19 | 5:10 | 31-72-81-83-84-98-102 | 24-64-72-74-75-89-93 |
| 13 |  Citrus Hill | 327 | 2:09:15 | 25:51 | 8:37 | 9:46 | 16-79-85-86-99-104 | 14-70-76-77-90-95 |
| 14 |  San Geronio | 393 | 2:19:12 | 27:51 | 9:17 | 8:02 | 61-78-95-100-103-105-106 | 53-69-86-91-94-96-97 |
| 15 |  Rubidoux | 402 | 2:15:04 | 27:01 | 9:01 | 1:43 | 82-88-90-93-94-96-97 | 73-79-81-84-85-87-88 |
| DNP |  Redlands East Valley | | 19:19 | 19:19 | 6:27 | | 4 | 1 Runner |
| DNP |  South Hills | | 19:46 | 19:46 | 6:36 | | 7 | 1 Runner |
| DNP |  Diamond Ranch | | 20:33 | 20:33 | 6:51 | | 18 | 1 Runner |
| DNP |  Nogales | | 20:46 | 20:46 | 6:56 | | 21 | 1 Runner |
| DNP |  La Sierra | | 20:59 | 20:59 | 7:00 | | 25 | 1 Runner |
| DNP |  Don Lugo | | 21:01 | 21:01 | 7:01 | | 28 | 1 Runner |



Use Discount Code
"FINISHED"




For 15% Off at: VSathletics.com



Race 24 - Girls DIV 3 - Heat 2 - 3 Mile

11/13/2021 - 8:52am

Team Results

| Place | Team | Score | Team Time | Runner Avg | Avg Mile | 5 Man Gap | Finish Order | Scoring Order |
|-------|---|-------|-----------|------------|----------|-----------|--------------|---------------|
| DNP |  Whittier | | 21:03 | 21:03 | 7:01 | | 29 | 1 Runner |
| DNP |  Grand Terrace | | 23:20 | 23:20 | 7:47 | | 60 | 1 Runner |
| DNP |  Jurupa Valley | | 25:34 | 25:34 | 8:32 | | 76 | 1 Runner |



Use Discount Code
"FINISHED"

For 15% Off at: [VSathletics.com](https://www.VSathletics.com)



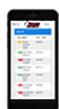
Race 24 - Girls DIV 3 - Heat 2 - 3 Mile

11/13/2021 - 8:52am

Individual Results

| Place | Name | Grade | Team | Time | Points | |
|-------|--------------------------|-------|----------------------|---------|--------|---|
| 1 | Georgia McCorkle | 12 | Agoura | 18:17.2 | 1 | T |
| 2 | Elizabeth Stetina | 12 | Sonora | 18:55.5 | 2 | T |
| 3 | Nicole Reeves | 12 | Esperanza | 19:13.4 | 3 | T |
| 4 | Katie Hornung | 9 | Redlands East Valley | 19:18.2 | | I |
| 5 | Ella Boyer | 10 | Esperanza | 19:32.9 | 4 | T |
| 6 | Cassie Apahidean | 12 | Brea Olinda | 19:39.9 | 5 | T |
| 7 | Liah Escobedo | 11 | South Hills | 19:45.1 | | I |
| 8 | Samantha Stacer | 10 | Sonora | 19:51.1 | 6 | T |
| 9 | Taylor DeBarros | 11 | Brea Olinda | 19:59.0 | 7 | T |
| 10 | Tigist Bergman | 11 | Sonora | 20:13.6 | 8 | T |
| 11 | Paloma Padilla-Kastenber | 9 | Agoura | 20:18.6 | 9 | T |
| 12 | Phoebe Wolf Lyons | 11 | Dos Pueblos | 20:21.0 | 10 | T |
| 13 | Sarah Dent | 11 | Dos Pueblos | 20:21.7 | 11 | T |
| 14 | Lindsey Ramirez | 10 | Santa Paula | 20:23.5 | 12 | |
| 15 | Charlotte Hele | 11 | Granite Hills | 20:29.6 | 13 | |
| 16 | Abygail Villareal | 10 | Citrus Hill | 20:30.2 | 14 | |
| 17 | Gwen Maddox | 11 | Brea Olinda | 20:31.8 | 15 | T |
| 18 | Ingrid Tomayo | 12 | Diamond Ranch | 20:32.7 | | |
| 19 | Aryanna Mendoza | 12 | Buena Park | 20:35.2 | 16 | |
| 20 | Elliot Gleason | 11 | Dos Pueblos | 20:43.4 | 17 | T |
| 21 | Natalie Pelaez | 12 | Nogales | 20:45.3 | | |
| 22 | Neftaly Meza-Cardenas | 12 | Santa Paula | 20:47.6 | 18 | |
| 23 | Kelsey Heffernan | 12 | Agoura | 20:48.8 | 19 | T |
| 24 | Gabriela Felix | 11 | Norwalk | 20:50.7 | 20 | |
| 25 | Marilu Sanchez | 10 | La Sierra | 20:58.8 | | |
| 26 | Emily Wernli | 12 | Brea Olinda | 20:59.4 | 21 | T |
| 27 | Ruby Heinrich | 9 | Dos Pueblos | 21:00.0 | 22 | T |
| 28 | Nicole Boskovich | 12 | Don Lugo | 21:00.7 | | |
| 29 | Sophia Flores | 11 | Whittier | 21:02.3 | | |
| 30 | Reese Wahlberg | 11 | Dos Pueblos | 21:04.2 | 23 | T |
| 31 | Julie Chipre | 12 | Indian Springs | 21:05.9 | 24 | |
| 32 | Doreen Minnix | 11 | Sonora | 21:07.2 | 25 | T |
| 33 | Hana Martin | 11 | Buena Park | 21:11.1 | 26 | |
| 34 | Maura Mikhial | 10 | Esperanza | 21:11.6 | 27 | T |
| 35 | Phoebe Roberts | 12 | Agoura | 21:14.5 | 28 | T |
| 36 | Kai Marroquin | 12 | San Gabriel | 21:23.0 | 29 | |

| Place | Name | Grade | Team | Time | Points | |
|-------|----------------------------|-------|----------------|---------|--------|---|
| 37 | Joselyn Ortega-Carcamo | 11 | Sonora | 21:32.2 | 30 | T |
| 38 | Fatima Merchant | 11 | Agoura | 21:38.9 | 31 | T |
| 39 | Meghan Paik | 10 | Esperanza | 21:40.4 | 32 | T |
| 40 | Samsara Chahine | 11 | Dos Pueblos | 21:40.8 | 33 | T |
| 41 | Mya Garcia | 11 | Brea Olinda | 21:42.6 | 34 | T |
| 42 | Sarah Gomez | 12 | Esperanza | 21:43.5 | 35 | T |
| 43 | Megan Duprey | 10 | Brea Olinda | 21:59.2 | 36 | T |
| 44 | Tatiana Valdovinos | 11 | Norwalk | 22:11.0 | 37 | |
| 45 | Yessenia Chavez | 11 | Buena Park | 22:12.9 | 38 | |
| 46 | Lopez Jacquelyn | 12 | Arlington | 22:15.4 | 39 | |
| 47 | Josephine Paik | 12 | Agoura | 22:16.0 | 40 | T |
| 48 | Maricela Zacarias | 12 | Santa Paula | 22:20.3 | 41 | |
| 49 | Taylor Sanders | 11 | Esperanza | 22:21.9 | 42 | T |
| 50 | Yadira Rosario | 11 | Buena Park | 22:25.1 | 43 | |
| 51 | Audrey Alexander | 9 | Esperanza | 22:31.5 | 44 | T |
| 52 | Harjot Kaur | 10 | Sonora | 22:31.8 | 45 | T |
| 53 | Corinne Porras | 9 | Buena Park | 22:34.0 | 46 | |
| 54 | London Wahlberg | 12 | Dos Pueblos | 22:35.5 | 47 | T |
| 55 | Roma Patel | 10 | Brea Olinda | 22:39.2 | 48 | T |
| 56 | Grace Windisch | 11 | Agoura | 22:57.0 | 49 | T |
| 57 | Evelyn Mejia | 11 | Norwalk | 23:09.8 | 50 | |
| 58 | DANA JIMENEZ | 12 | Buena Park | 23:16.4 | 51 | |
| 59 | Talia Valdes | 11 | Buena Park | 23:18.4 | 52 | |
| 60 | Audrey Garcia | 11 | Grand Terrace | 23:19.5 | | |
| 61 | Yoselin Canseco | 12 | San Geronio | 23:29.7 | 53 | |
| 62 | Danielle Vargas | 10 | Arlington | 23:45.8 | 54 | |
| 63 | Quyen Vo | 11 | San Gabriel | 24:07.6 | 55 | |
| 64 | Vanessa Felix | 10 | Norwalk | 24:13.8 | 56 | |
| 65 | Laura Cai | 11 | San Gabriel | 24:15.5 | 57 | |
| 66 | Genesis Huerta | 11 | Granite Hills | 24:17.1 | 58 | |
| 67 | Samantha Romo | 12 | Norwalk | 24:18.3 | 59 | |
| 68 | Karlee Littler | 12 | Arlington | 24:41.0 | 60 | |
| 69 | Ariadna Gonzalez-dominguez | 12 | Arlington | 24:46.0 | 61 | |
| 70 | Dinaly Sanchez | 11 | Norwalk | 24:46.8 | 62 | |
| 71 | Angelique Reott | 10 | Arlington | 24:54.6 | 63 | |
| 72 | Linda Guzman | 9 | Indian Springs | 25:05.9 | 64 | |
| 73 | Janet Martinez | 12 | Granite Hills | 25:10.2 | 65 | |
| 74 | Lucille Tamayo | 9 | Arlington | 25:12.6 | 66 | |



Use Discount Code "FINISHED"

For 15% Off at: VSathletics.com



Race 24 - Girls DIV 3 - Heat 2 - 3 Mile

11/13/2021 - 8:52am

Individual Results

| Place | Name | Grade | Team | Time | Points |
|-------|-------------------|-------|----------------|---------|--------|
| 75 | Emily Gutierrez | 10 | Granite Hills | 25:24.3 | 67 |
| 76 | Angela Sanchez | 12 | Jurupa Valley | 25:33.3 | |
| 77 | Tammie Chen | 11 | San Gabriel | 25:42.0 | 68 |
| 78 | Gabriela Conseco | 9 | San Gorgonio | 25:49.8 | 69 |
| 79 | Ruby Perez | 11 | Citrus Hill | 25:50.3 | 70 |
| 80 | Sophia Quach | 12 | San Gabriel | 26:00.5 | 71 |
| 81 | Kiarah Rivers | 10 | Indian Springs | 26:02.7 | 72 |
| 82 | Erika Guardamondo | 12 | Rubidoux | 26:02.9 | 73 |
| 83 | Emily Sanchez | 11 | Indian Springs | 26:03.7 | 74 |
| 84 | Amira Ambrossi | 10 | Indian Springs | 26:15.7 | 75 |
| 85 | Andrea Tabarez | 12 | Citrus Hill | 26:18.4 | 76 |
| 86 | Crystal Acevedo | 12 | Citrus Hill | 26:19.2 | 77 |
| 87 | Yarely Herrera | 9 | Santa Paula | 26:19.5 | 78 |
| 88 | Britney Aguirre | 11 | Rubidoux | 26:37.7 | 79 |
| 89 | Isabel Olachea | 12 | San Gabriel | 26:49.6 | 80 |
| 90 | Cynthia Aguirre | 9 | Rubidoux | 26:57.2 | 81 |
| 91 | Victoria English | 9 | Granite Hills | 26:59.5 | 82 |
| 92 | Rebecca Castaneda | 12 | Norwalk | 27:02.4 | 83 |
| 93 | Kassandra Cardozo | 12 | Rubidoux | 27:40.5 | 84 |
| 94 | Carissa Garcia | 11 | Rubidoux | 27:45.2 | 85 |
| 95 | Sylvana Vazquez | 10 | San Gorgonio | 27:45.3 | 86 |
| 96 | Claudia Diaz | 12 | Rubidoux | 27:46.3 | 87 |
| 97 | Tiffany Medina | 11 | Rubidoux | 27:50.7 | 88 |
| 98 | Kimberley Loera | 12 | Indian Springs | 29:13.5 | 89 |
| 99 | Marisol Lopez | 10 | Citrus Hill | 30:16.1 | 90 |
| 100 | Esmeralda Rivera | 9 | San Gorgonio | 30:35.0 | 91 |
| 101 | Mya Romero | 10 | Santa Paula | 30:55.2 | 92 |
| 102 | Yuliana Cortez | 11 | Indian Springs | 31:09.5 | 93 |
| 103 | Sophia Kozaki | 9 | San Gorgonio | 31:31.3 | 94 |
| 104 | Fatima Casteneda | 10 | Citrus Hill | 31:46.2 | 95 |
| 105 | Daisy Rojo | 10 | San Gorgonio | 32:28.2 | 96 |
| 106 | Abigail Lazaro | 10 | San Gorgonio | 33:55.2 | 97 |



For Live Results
Download the APP



Use Discount Code
"FINISHED"

For 15% Off at: VSathletics.com

