






Trinity League Preview

Central Park, HB

Race 3 - Girls Varsity - 3 Mile

9/30/2022 - 10:00am

Team Results - Overall

Place	Team	Score	Team Time	Runner Avg	Avg Mile	5 Man Gap	Finish Order	Scoring Order
1	 JSerra Catholic (SS)	27	1:33:43	18:45	6:15	0:46	1-5-6-7-8-9-10	1-5-6-7-8-9-10
2	 Santa Margarita	52	1:37:50	19:34	6:32	2:14	2-3-15-17-18-20-25	2-3-14-16-17-19-24
3	 Mater Dei (SS)	63	1:39:10	19:50	6:37	2:24	4-11-13-16-22-23-26	4-11-12-15-21-22-25
4	 Orange Lutheran (SS)	100	1:44:19	20:52	6:58	1:59	14-19-21-24-30-33-34	13-18-20-23-26-27-28
DNP	 Rosary		22:04	22:04	7:22		31	1 Runner

Race 3 - Girls Varsity - 3 Mile

9/30/2022 - 10:00am



Individual Results - Overall

Place	Name	Grade	Team	Time	Points
1	Summer Wilson	9	JSerra Catholic (SS)	18:08.3	1
2	Sophie Polay	10	Santa Margarita	18:19.4	2
3	Alahna Thomas	9	Santa Margarita	18:32.8	3
4	Abigail Feldman	9	Mater Dei (SS)	18:43.6	4
5	Brynn Garcia	10	JSerra Catholic (SS)	18:53.6	5
6	Anastasia Snodgrass	12	JSerra Catholic (SS)	18:53.6	6
7	Brooke O'Brien	11	JSerra Catholic (SS)	18:53.6	7
8	Kaylah Tasser	9	JSerra Catholic (SS)	18:53.6	8
9	Georgia Jeanneret	11	JSerra Catholic (SS)	18:53.6	9
10	Ellie Johnson	12	JSerra Catholic (SS)	19:10.8	10
11	Maya Villa	10	Mater Dei (SS)	19:23.2	11
12	Cameron Murphy	12	JSerra Catholic (SS)	19:29.6	
13	Kennedy Duralde	11	Mater Dei (SS)	19:36.4	12
14	Caroline Kargenian	12	Orange Lutheran (SS)	19:48.3	13
15	Savannah Mellott	12	Santa Margarita	20:00.6	14
16	Valerie Noria	10	Mater Dei (SS)	20:19.0	15
17	Kate Ekizian	10	Santa Margarita	20:23.9	16
18	Kelly Dodson	11	Santa Margarita	20:33.1	17
19	Kira Anderson	12	Orange Lutheran (SS)	20:35.3	18
20	Brooke Barber	10	Santa Margarita	20:49.0	19
21	Sarabella Stakley	9	Orange Lutheran (SS)	20:55.2	20
22	Reese Duralde	9	Mater Dei (SS)	21:07.3	21
23	Layne Galle	12	Mater Dei (SS)	21:12.4	22
24	Ireland Eggert	10	Orange Lutheran (SS)	21:12.9	23
25	Lauren Temple	9	Santa Margarita	21:15.0	24
26	Ava Lamkin	12	Mater Dei (SS)	21:16.1	25
27	Ainsley Mello	10	Mater Dei (SS)	21:17.2	
28	Sophia von Gierke	12	Santa Margarita	21:18.3	
29	Kailee Truong	11	Santa Margarita	21:28.2	
30	Ashley Miller	9	Orange Lutheran (SS)	21:47.1	26
31	Sophia Long	11	Rosary	22:04.0	
32	Elysse Jordan	9	Santa Margarita	22:17.2	
33	Amber Larsen	10	Orange Lutheran (SS)	22:56.8	27
34	Jessica VandenBerg	10	Orange Lutheran (SS)	23:54.3	28

Race 3 - Girls Varsity - 3 Mile

9/30/2022 - 10:00am

Team Results

Place	Team	Score	Team Time	Runner Avg	Avg Mile	5 Man Gap	Finish Order	Scoring Order
1	 JSerra Catholic (SS)	19	1:33:43	18:45	6:15	0:46	1-3-4-5-6-7-8	1-3-4-5-6-7-8
2	 Mater Dei (SS)	44	1:39:10	19:50	6:37	2:24	2-9-11-12-13-14-15	2-9-10-11-12-13-14

Race 3 - Girls Varsity - 3 Mile

9/30/2022 - 10:00am



Individual Results - JSerra Catholic (SS) vs Mater Dei (SS)

Place	Name	Grade	Team	Time	Points
1 (1)	Summer Wilson	9	JSerra Catholic (SS)	18:08.3	1
2 (4)	Abigail Feldman	9	Mater Dei (SS)	18:43.6	2
3 (5)	Brynn Garcia	10	JSerra Catholic (SS)	18:53.6	3
4 (6)	Anastasia Snodgrass	12	JSerra Catholic (SS)	18:53.6	4
5 (7)	Brooke O'Brien	11	JSerra Catholic (SS)	18:53.6	5
6 (8)	Kaylah Tasser	9	JSerra Catholic (SS)	18:53.6	6
7 (9)	Georgia Jeanneret	11	JSerra Catholic (SS)	18:53.6	7
8 (10)	Ellie Johnson	12	JSerra Catholic (SS)	19:10.8	8
9 (11)	Maya Villa	10	Mater Dei (SS)	19:23.2	9
10 (12)	Cameron Murphy	12	JSerra Catholic (SS)	19:29.6	
11 (13)	Kennedy Duralde	11	Mater Dei (SS)	19:36.4	10
12 (16)	Valerie Noria	10	Mater Dei (SS)	20:19.0	11
13 (22)	Reese Duralde	9	Mater Dei (SS)	21:07.3	12
14 (23)	Layne Galle	12	Mater Dei (SS)	21:12.4	13
15 (26)	Ava Lamkin	12	Mater Dei (SS)	21:16.1	14
16 (27)	Ainsley Mello	10	Mater Dei (SS)	21:17.2	

Race 3 - Girls Varsity - 3 Mile

9/30/2022 - 10:00am

Team Results

Place	Team	Score	Team Time	Runner Avg	Avg Mile	5 Man Gap	Finish Order	Scoring Order
1	 JSerra Catholic (SS)	15	1:33:43	18:45	6:15	0:46	1-2-3-4-5-6-7	1-2-3-4-5-6-7
2	 Orange Lutheran (SS)	50	1:44:19	20:52	6:58	1:59	9-10-11-12-13-14-15	8-9-10-11-12-13-14

Race 3 - Girls Varsity - 3 Mile

9/30/2022 - 10:00am



Individual Results - JSerra Catholic (SS) vs Orange Lutheran (

Place	Name	Grade	Team	Time	Points
1 (1)	Summer Wilson	9	JSerra Catholic (SS)	18:08.3	1
2 (5)	Brynn Garcia	10	JSerra Catholic (SS)	18:53.6	2
3 (6)	Anastasia Snodgrass	12	JSerra Catholic (SS)	18:53.6	3
4 (7)	Brooke O'Brien	11	JSerra Catholic (SS)	18:53.6	4
5 (8)	Kaylah Tasser	9	JSerra Catholic (SS)	18:53.6	5
6 (9)	Georgia Jeanneret	11	JSerra Catholic (SS)	18:53.6	6
7 (10)	Ellie Johnson	12	JSerra Catholic (SS)	19:10.8	7
8 (12)	Cameron Murphy	12	JSerra Catholic (SS)	19:29.6	
9 (14)	Caroline Kargenian	12	Orange Lutheran (SS)	19:48.3	8
10 (19)	Kira Anderson	12	Orange Lutheran (SS)	20:35.3	9
11 (21)	Sarabella Stakley	9	Orange Lutheran (SS)	20:55.2	10
12 (24)	Ireland Eggert	10	Orange Lutheran (SS)	21:12.9	11
13 (30)	Ashley Miller	9	Orange Lutheran (SS)	21:47.1	12
14 (33)	Amber Larsen	10	Orange Lutheran (SS)	22:56.8	13
15 (34)	Jessica VandenBerg	10	Orange Lutheran (SS)	23:54.3	14

Race 3 - Girls Varsity - 3 Mile

9/30/2022 - 10:00am

Team Results

Place	Team	Score	Team Time	Runner Avg	Avg Mile	5 Man Gap	Finish Order	Scoring Order
1	 JSerra Catholic (SS)	15	1:33:43	18:45	6:15	0:46	1-2-3-4-5-6-7	1-2-3-4-5-6-7
DNP	 Rosary		22:04	22:04	7:22		9	1 Runner

Race 3 - Girls Varsity - 3 Mile

9/30/2022 - 10:00am



Individual Results - JSerra Catholic (SS) vs Rosary

Place	Name	Grade	Team	Time	Points
1 (1)	Summer Wilson	9	JSerra Catholic (SS)	18:08.3	1
2 (5)	Brynn Garcia	10	JSerra Catholic (SS)	18:53.6	2
3 (6)	Anastasia Snodgrass	12	JSerra Catholic (SS)	18:53.6	3
4 (7)	Brooke O'Brien	11	JSerra Catholic (SS)	18:53.6	4
5 (8)	Kaylah Tasser	9	JSerra Catholic (SS)	18:53.6	5
6 (9)	Georgia Jeanneret	11	JSerra Catholic (SS)	18:53.6	6
7 (10)	Ellie Johnson	12	JSerra Catholic (SS)	19:10.8	7
8 (12)	Cameron Murphy	12	JSerra Catholic (SS)	19:29.6	
9 (31)	Sophia Long	11	Rosary	22:04.0	

Race 3 - Girls Varsity - 3 Mile

9/30/2022 - 10:00am

Team Results

Place	Team	Score	Team Time	Runner Avg	Avg Mile	5 Man Gap	Finish Order	Scoring Order
1	 JSerra Catholic (SS)	23	1:33:43	18:45	6:15	0:46	1-4-5-6-7-8-9	1-4-5-6-7-8-9
2	 Santa Margarita	38	1:37:50	19:34	6:32	2:14	2-3-11-12-13-14-15	2-3-10-11-12-13-14

Race 3 - Girls Varsity - 3 Mile

9/30/2022 - 10:00am



Individual Results - JSerra Catholic (SS) vs Santa Margarita

Place	Name	Grade	Team	Time	Points
1 (1)	Summer Wilson	9	JSerra Catholic (SS)	18:08.3	1
2 (2)	Sophie Polay	10	Santa Margarita	18:19.4	2
3 (3)	Alahna Thomas	9	Santa Margarita	18:32.8	3
4 (5)	Brynn Garcia	10	JSerra Catholic (SS)	18:53.6	4
5 (6)	Anastasia Snodgrass	12	JSerra Catholic (SS)	18:53.6	5
6 (7)	Brooke O'Brien	11	JSerra Catholic (SS)	18:53.6	6
7 (8)	Kaylah Tasser	9	JSerra Catholic (SS)	18:53.6	7
8 (9)	Georgia Jeanneret	11	JSerra Catholic (SS)	18:53.6	8
9 (10)	Ellie Johnson	12	JSerra Catholic (SS)	19:10.8	9
10 (12)	Cameron Murphy	12	JSerra Catholic (SS)	19:29.6	
11 (15)	Savannah Mellott	12	Santa Margarita	20:00.6	10
12 (17)	Kate Ekizian	10	Santa Margarita	20:23.9	11
13 (18)	Kelly Dodson	11	Santa Margarita	20:33.1	12
14 (20)	Brooke Barber	10	Santa Margarita	20:49.0	13
15 (25)	Lauren Temple	9	Santa Margarita	21:15.0	14
16 (28)	Sophia von Gierke	12	Santa Margarita	21:18.3	
17 (29)	Kailee Truong	11	Santa Margarita	21:28.2	
18 (32)	Elysse Jordan	9	Santa Margarita	22:17.2	

Race 3 - Girls Varsity - 3 Mile

9/30/2022 - 10:00am

Team Results

Place	Team	Score	Team Time	Runner Avg	Avg Mile	5 Man Gap	Finish Order	Scoring Order
1	 Mater Dei (SS)	19	1:39:10	19:50	6:37	2:24	1-2-3-5-8-9-11	1-2-3-5-8-9-11
2	 Orange Lutheran (SS)	39	1:44:19	20:52	6:58	1:59	4-6-7-10-13-14-15	4-6-7-10-12-13-14

Race 3 - Girls Varsity - 3 Mile

9/30/2022 - 10:00am



Individual Results - Mater Dei (SS) vs Orange Lutheran (SS)

Place	Name	Grade	Team	Time	Points
1 (4)	Abigail Feldman	9	Mater Dei (SS)	18:43.6	1
2 (11)	Maya Villa	10	Mater Dei (SS)	19:23.2	2
3 (13)	Kennedy Duralde	11	Mater Dei (SS)	19:36.4	3
4 (14)	Caroline Kargenian	12	Orange Lutheran (SS)	19:48.3	4
5 (16)	Valerie Noria	10	Mater Dei (SS)	20:19.0	5
6 (19)	Kira Anderson	12	Orange Lutheran (SS)	20:35.3	6
7 (21)	Sarabella Stakley	9	Orange Lutheran (SS)	20:55.2	7
8 (22)	Reese Duralde	9	Mater Dei (SS)	21:07.3	8
9 (23)	Layne Galle	12	Mater Dei (SS)	21:12.4	9
10 (24)	Ireland Eggert	10	Orange Lutheran (SS)	21:12.9	10
11 (26)	Ava Lamkin	12	Mater Dei (SS)	21:16.1	11
12 (27)	Ainsley Mello	10	Mater Dei (SS)	21:17.2	
13 (30)	Ashley Miller	9	Orange Lutheran (SS)	21:47.1	12
14 (33)	Amber Larsen	10	Orange Lutheran (SS)	22:56.8	13
15 (34)	Jessica VandenBerg	10	Orange Lutheran (SS)	23:54.3	14

Race 3 - Girls Varsity - 3 Mile

9/30/2022 - 10:00am

Team Results

Place	Team	Score	Team Time	Runner Avg	Avg Mile	5 Man Gap	Finish Order	Scoring Order
1	 Mater Dei (SS)	15	1:39:10	19:50	6:37	2:24	1-2-3-4-5-6-7	1-2-3-4-5-6-7
DNP	 Rosary		22:04	22:04	7:22		9	1 Runner

Race 3 - Girls Varsity - 3 Mile

9/30/2022 - 10:00am



Individual Results - Mater Dei (SS) vs Rosary

Place	Name	Grade	Team	Time	Points
1 (4)	Abigail Feldman	9	Mater Dei (SS)	18:43.6	1
2 (11)	Maya Villa	10	Mater Dei (SS)	19:23.2	2
3 (13)	Kennedy Duralde	11	Mater Dei (SS)	19:36.4	3
4 (16)	Valerie Noria	10	Mater Dei (SS)	20:19.0	4
5 (22)	Reese Duralde	9	Mater Dei (SS)	21:07.3	5
6 (23)	Layne Galle	12	Mater Dei (SS)	21:12.4	6
7 (26)	Ava Lamkin	12	Mater Dei (SS)	21:16.1	7
8 (27)	Ainsley Mello	10	Mater Dei (SS)	21:17.2	
9 (31)	Sophia Long	11	Rosary	22:04.0	

Race 3 - Girls Varsity - 3 Mile

9/30/2022 - 10:00am

Team Results

Place	Team	Score	Team Time	Runner Avg	Avg Mile	5 Man Gap	Finish Order	Scoring Order
1	 Santa Margarita	26	1:37:50	19:34	6:32	2:14	1-2-6-8-9-10-13	1-2-6-8-9-10-13
2	 Mater Dei (SS)	30	1:39:10	19:50	6:37	2:24	3-4-5-7-11-12-14	3-4-5-7-11-12-14

Race 3 - Girls Varsity - 3 Mile

9/30/2022 - 10:00am



Individual Results - Mater Dei (SS) vs Santa Margarita

Place	Name	Grade	Team	Time	Points
1 (2)	Sophie Polay	10	Santa Margarita	18:19.4	1
2 (3)	Alahna Thomas	9	Santa Margarita	18:32.8	2
3 (4)	Abigail Feldman	9	Mater Dei (SS)	18:43.6	3
4 (11)	Maya Villa	10	Mater Dei (SS)	19:23.2	4
5 (13)	Kennedy Duralde	11	Mater Dei (SS)	19:36.4	5
6 (15)	Savannah Mellott	12	Santa Margarita	20:00.6	6
7 (16)	Valerie Noria	10	Mater Dei (SS)	20:19.0	7
8 (17)	Kate Ekizian	10	Santa Margarita	20:23.9	8
9 (18)	Kelly Dodson	11	Santa Margarita	20:33.1	9
10 (20)	Brooke Barber	10	Santa Margarita	20:49.0	10
11 (22)	Reese Duralde	9	Mater Dei (SS)	21:07.3	11
12 (23)	Layne Galle	12	Mater Dei (SS)	21:12.4	12
13 (25)	Lauren Temple	9	Santa Margarita	21:15.0	13
14 (26)	Ava Lamkin	12	Mater Dei (SS)	21:16.1	14
15 (27)	Ainsley Mello	10	Mater Dei (SS)	21:17.2	
16 (28)	Sophia von Gierke	12	Santa Margarita	21:18.3	
17 (29)	Kailee Truong	11	Santa Margarita	21:28.2	
18 (32)	Elysse Jordan	9	Santa Margarita	22:17.2	

Race 3 - Girls Varsity - 3 Mile

9/30/2022 - 10:00am

Team Results

Place	Team	Score	Team Time	Runner Avg	Avg Mile	5 Man Gap	Finish Order	Scoring Order
1	 Orange Lutheran (SS)	15	1:44:19	20:52	6:58	1:59	1-2-3-4-5-7-8	1-2-3-4-5-6-7
DNP	 Rosary		22:04	22:04	7:22		6	1 Runner

Race 3 - Girls Varsity - 3 Mile

9/30/2022 - 10:00am



Individual Results - Orange Lutheran (SS) vs Rosary

Place	Name	Grade	Team	Time	Points
1 (14)	Caroline Kargenian	12	Orange Lutheran (SS)	19:48.3	1
2 (19)	Kira Anderson	12	Orange Lutheran (SS)	20:35.3	2
3 (21)	Sarabella Stakley	9	Orange Lutheran (SS)	20:55.2	3
4 (24)	Ireland Eggert	10	Orange Lutheran (SS)	21:12.9	4
5 (30)	Ashley Miller	9	Orange Lutheran (SS)	21:47.1	5
6 (31)	Sophia Long	11	Rosary	22:04.0	
7 (33)	Amber Larsen	10	Orange Lutheran (SS)	22:56.8	6
8 (34)	Jessica VandenBerg	10	Orange Lutheran (SS)	23:54.3	7

Race 3 - Girls Varsity - 3 Mile

9/30/2022 - 10:00am

Team Results

Place	Team	Score	Team Time	Runner Avg	Avg Mile	5 Man Gap	Finish Order	Scoring Order
1	 Santa Margarita	18	1:37:50	19:34	6:32	2:14	1-2-4-5-6-8-11	1-2-4-5-6-8-11
2	 Orange Lutheran (SS)	41	1:44:19	20:52	6:58	1:59	3-7-9-10-14-16-17	3-7-9-10-12-13-14

Race 3 - Girls Varsity - 3 Mile

9/30/2022 - 10:00am



Individual Results - Orange Lutheran (SS) vs Santa Margarita

Place	Name	Grade	Team	Time	Points
1 (2)	Sophie Polay	10	Santa Margarita	18:19.4	1
2 (3)	Alahna Thomas	9	Santa Margarita	18:32.8	2
3 (14)	Caroline Kargenian	12	Orange Lutheran (SS)	19:48.3	3
4 (15)	Savannah Mellott	12	Santa Margarita	20:00.6	4
5 (17)	Kate Ekizian	10	Santa Margarita	20:23.9	5
6 (18)	Kelly Dodson	11	Santa Margarita	20:33.1	6
7 (19)	Kira Anderson	12	Orange Lutheran (SS)	20:35.3	7
8 (20)	Brooke Barber	10	Santa Margarita	20:49.0	8
9 (21)	Sarabella Stakley	9	Orange Lutheran (SS)	20:55.2	9
10 (24)	Ireland Eggert	10	Orange Lutheran (SS)	21:12.9	10
11 (25)	Lauren Temple	9	Santa Margarita	21:15.0	11
12 (28)	Sophia von Gierke	12	Santa Margarita	21:18.3	
13 (29)	Kailee Truong	11	Santa Margarita	21:28.2	
14 (30)	Ashley Miller	9	Orange Lutheran (SS)	21:47.1	12
15 (32)	Elysse Jordan	9	Santa Margarita	22:17.2	
16 (33)	Amber Larsen	10	Orange Lutheran (SS)	22:56.8	13
17 (34)	Jessica VandenBerg	10	Orange Lutheran (SS)	23:54.3	14

Race 3 - Girls Varsity - 3 Mile

9/30/2022 - 10:00am

Team Results

Place	Team	Score	Team Time	Runner Avg	Avg Mile	5 Man Gap	Finish Order	Scoring Order
1	 Santa Margarita	15	1:37:50	19:34	6:32	2:14	1-2-3-4-5-6-7	1-2-3-4-5-6-7
DNP	 Rosary		22:04	22:04	7:22		10	1 Runner

Race 3 - Girls Varsity - 3 Mile

9/30/2022 - 10:00am

Individual Results - Rosary vs Santa Margarita

Place	Name	Grade	Team	Time	Points
1 (2)	Sophie Polay	10	Santa Margarita	18:19.4	1
2 (3)	Alahna Thomas	9	Santa Margarita	18:32.8	2
3 (15)	Savannah Mellott	12	Santa Margarita	20:00.6	3
4 (17)	Kate Ekizian	10	Santa Margarita	20:23.9	4
5 (18)	Kelly Dodson	11	Santa Margarita	20:33.1	5
6 (20)	Brooke Barber	10	Santa Margarita	20:49.0	6
7 (25)	Lauren Temple	9	Santa Margarita	21:15.0	7
8 (28)	Sophia von Gierke	12	Santa Margarita	21:18.3	
9 (29)	Kailee Truong	11	Santa Margarita	21:28.2	
10 (31)	Sophia Long	11	Rosary	22:04.0	
11 (32)	Elysse Jordan	9	Santa Margarita	22:17.2	