




















Cool Breeze Invite

Pomona Fairplex

Race 10 - Girls Frosh Large School - 3 Mile

9/2/2023 - 5:39pm
















Team Results

Place	Team	Score	Team Time	Runner Avg	Avg Mile	5 Man Gap	Finish Order	Scoring Order
1	 Newbury Park (SS)	64	1:47:30	21:30	7:10	3:11	2-4-20-31-42	1-3-12-20-28
2	 Tesoro (SS)	116	1:53:00	22:36	7:32	1:39	16-33-34-44-50-51-70	10-21-22-30-33-34-48
3	 Seegerstrom (SS)	137	1:53:24	22:41	7:34	4:44	8-10-19-68-93-130-136	5-7-11-46-68-89-92
4	 Ayala (SS)	145	1:54:14	22:51	7:37	4:45	9-26-28-54-94	6-16-18-36-69
5	San Marcos (SS)	164	1:56:11	23:15	7:45	4:26	14-27-38-62-99-131	9-17-25-41-72-90
6	 Santiago Corona (SS)	184	1:57:11	23:27	7:49	6:16	11-29-52-56-116	8-19-35-37-85
7	 Santa Monica (SS)	187	1:58:11	23:39	7:53	3:08	24-35-59-72-85-100-108	15-23-39-49-61-73-80
8	 Etiwanda (SS)	192	1:57:59	23:36	7:52	2:55	37-40-45-64-92-102-103	24-27-31-43-67-75-76
9	 Villa Park (SS)	213	2:00:01	24:01	8:01	4:21	39-43-48-63-114	26-29-32-42-84
10	 Polytechnic - Riverside (SS)	230	2:00:36	24:08	8:03	5:00	7-69-77-78-95-144	4-47-54-55-70-96
11	 Warren (SS)	257	2:02:08	24:26	8:09	7:12	3-65-81-91-121-133-141	2-44-58-66-87-91-94
12	 Canyon - Anaheim Hills (SS)	270	2:04:27	24:54	8:18	4:59	22-74-87-89-107-137-142	14-51-62-64-79-93-95
13	 El Rancho (SS)	282	2:04:28	24:54	8:18	1:54	66-73-76-88-96-153-156	45-50-53-63-71-102-104
14	 Troy (SS)	336	2:11:32	26:19	8:47	6:45	60-75-90-110-145-147	40-52-65-82-97-99
15	 Alta Loma (SS)	352	2:12:40	26:32	8:51	5:30	79-80-83-109-146-163	56-57-60-81-98-105
16	 Long Beach Poly (SS)	353	2:10:17	26:04	8:42	3:46	57-101-104-106-118-125-150	38-74-77-78-86-88-100
17	 Santa Ana (SS)	359	2:17:06	27:26	9:09	9:47	21-82-113-152-154	13-59-83-101-103
DNP	 Beaumont (SS)		1:30:11	22:33	7:31		25-30-41-46	4 Runners
DNP	 Great Oak (SS)		1:33:15	23:19	7:47		6-32-47-111	4 Runners
DNP	 Vista Murrieta (SS)		1:34:37	23:40	7:54		13-36-49-117	4 Runners

Race 10 - Girls Frosh Large School - 3 Mile

9/2/2023 - 5:39pm

Team Results

Place	Team	Score	Team Time	Runner Avg	Avg Mile	5 Man Gap	Finish Order	Scoring Order
DNP	 La Serna (SS)		1:38:28	24:37	8:13		18-61-67-135	4 Runners
DNP	 Valencia Placentia (SS)		1:53:04	28:16	9:26		86-124-139-149	4 Runners
DNP	 Peninsula (SS)		1:18:17	26:06	8:42		53-84-143	3 Runners
DNP	 Diamond Bar (SS)		1:19:00	26:20	8:47		71-98-132	3 Runners
DNP	 Citrus Valley (SS)		1:21:22	27:08	9:03		12-122-157	3 Runners
DNP	 Hart (William S.) (SS)		1:26:57	28:59	9:40		55-128-160	3 Runners
DNP	 Arlington (SS)		1:39:32	33:11	11:04		129-158-161	3 Runners
DNP	 ML King (SS)		41:31	20:46	6:56		1-17	2 Runners
DNP	 Norco (SS)		47:14	23:37	7:53		5-105	2 Runners
DNP	 Apple Valley (SS)		49:26	24:43	8:15		23-119	2 Runners
DNP	 Del Norte (SD)		51:37	25:49	8:37		58-127	2 Runners
DNP	 Patriot (SS)		59:23	29:42	9:54		15-162	2 Runners
DNP	 Hesperia (SS)		27:03	27:03	9:01		112	1 Runner
DNP	 Montebello (SS)		27:09	27:09	9:03		115	1 Runner
DNP	 Claremont (SS)		30:45	30:45	10:15		148	1 Runner

Race 10 - Girls Frosh Large School - 3 Mile

9/2/2023 - 5:39pm

Individual Results

Place	Name	Grade	Team	Time	Points
1	Natalie Drewitz	9	ML King (SS)	19:50.0	
2	Cambria Brown	9	Newbury Park (SS)	19:51.8	1
3	Grace Cervantes	9	Warren (SS)	20:14.7	2
4	Isabella Steiner	9	Newbury Park (SS)	20:31.9	3
5	Abigail Lawrence	9	Norco (SS)	20:35.4	
6	Lauren Miller	9	Great Oak (SS)	20:47.8	
7	Isabelle Suarez	9	Polytechnic - Riverside (SS)	20:47.8	4
8	Mia Vega	9	Segerstrom (SS)	20:51.2	5
9	Kaitlyn Cabral	9	Ayala (SS)	20:56.0	6
10	Kay-lani Gonzalez	9	Segerstrom (SS)	20:57.5	7
11	Samantha Taras	9	Santiago Corona (SS)	20:57.7	8
12	Isabelle Castaneda	9	Citrus Valley (SS)	21:01.7	
13	Natalia Reynoso	9	Vista Murrieta (SS)	21:28.0	
14	Gabrielle Jaramilla	9	San Marcos (SS)	21:36.1	9
15	Alana Carrillo	9	Patriot (SS)	21:40.1	
16	Hannah Kim	9	Tesoro (SS)	21:40.2	10
17	Jordyn Ramirez	9	ML King (SS)	21:40.9	
18	Maya Hoxie	9	La Serna (SS)	21:41.5	
19	Emily Penuelas	9	Segerstrom (SS)	21:48.4	11
20	Elizabeth Barnes	9	Newbury Park (SS)	21:50.9	12
21	Alina Gomez	9	Santa Ana (SS)	21:51.4	13
22	Victoria Pham	9	Canyon - Anaheim Hills (SS)	22:00.7	14
23	Avery Couch	12	Apple Valley (SS)	22:01.9	
24	Charlie Llorente	9	Santa Monica (SS)	22:03.0	15
25	Lyric Lee	9	Beaumont (SS)	22:03.4	
26	Jacquelyn Figueroa	9	Ayala (SS)	22:04.4	16
27	Autumn Richardson	9	San Marcos (SS)	22:04.5	17
28	Alicia Razo	9	Ayala (SS)	22:04.7	18
29	Sophia Ramirez	9	Santiago Corona (SS)	22:06.6	19
30	Katherine Quezada	9	Beaumont (SS)	22:08.6	
31	Anika Sjoquist	9	Newbury Park (SS)	22:13.4	20
32	Audrey Bent	9	Great Oak (SS)	22:15.5	
33	Anna Theurer	9	Tesoro (SS)	22:23.4	21
34	Ashleigh Andrews	9	Tesoro (SS)	22:31.5	22
35	Maggie McLaughlin	9	Santa Monica (SS)	22:36.2	23

Place	Name	Grade	Team	Time	Points
36	Nargiz Muhammadiyev	9	Vista Murrieta (SS)	22:36.4	
37	Amari Udokop	9	Etiwanda (SS)	22:38.9	24
38	Jane Demmin	9	San Marcos (SS)	22:39.4	25
39	Isabella Camera	9	Villa Park (SS)	22:46.4	26
40	Mia Alferez	9	Etiwanda (SS)	22:47.2	27
41	Julie Kowallis	9	Beaumont (SS)	22:49.8	
42	Dylan Gilroy	9	Newbury Park (SS)	23:01.9	28
43	Ella Chang	9	Villa Park (SS)	23:05.5	29
44	Nadia Camerino	9	Tesoro (SS)	23:06.1	30
45	Alivia Gordon	9	Etiwanda (SS)	23:08.4	31
46	Jenna Zaragoza	9	Beaumont (SS)	23:08.8	
47	Adley Garner	9	Great Oak (SS)	23:08.8	
48	Bradie Lynn Wilson	9	Villa Park (SS)	23:12.1	32
49	Kaelyn Paschall	9	Vista Murrieta (SS)	23:17.3	
50	Ella Shuster	9	Tesoro (SS)	23:18.3	33
51	Reese DeLong	9	Tesoro (SS)	23:23.0	34
52	Hanna Sallee	9	Santiago Corona (SS)	23:23.6	35
53	Momoka Fukuda	9	Peninsula (SS)	23:27.0	
54	Emily Barajas	9	Ayala (SS)	23:28.2	36
55	Alyssa Lee	9	Hart (William S.) (SS)	23:28.7	
56	Isabela Cuesta	9	Santiago Corona (SS)	23:30.1	37
57	Madison Klein	9	Long Beach Poly (SS)	23:31.3	38
58	Graziela Connelly	9	Del Norte (SD)	23:35.5	
59	Addy Fiore	9	Santa Monica (SS)	23:42.6	39
60	Venika Kasva	9	Troy (SS)	23:43.4	40
61	Vanessa Aguirre	9	La Serna (SS)	23:46.8	
62	Linden Yardley	9	San Marcos (SS)	23:48.6	41
63	Victoria Alcantar	9	Villa Park (SS)	23:49.8	42
64	Zylie Trevino	9	Etiwanda (SS)	23:50.7	43
65	Gabriella Chavez	9	Warren (SS)	23:53.9	44
66	Jaslyn Soto	9	El Rancho (SS)	23:54.6	45
67	Alexandra Cambron	9	La Serna (SS)	24:02.2	
68	Maya Reyna Aguilar	9	Segerstrom (SS)	24:11.1	46
69	Amelia Standerfer	9	Polytechnic - Riverside (SS)	24:16.5	47
70	Katie Orogas	9	Tesoro (SS)	24:18.2	48

Race 10 - Girls Frosh Large School - 3 Mile

9/2/2023 - 5:39pm

Individual Results

Place	Name	Grade	Team	Time	Points
71	Reana Hoen	9	Diamond Bar (SS)	24:31.7	
72	Ariella Castillo	9	Santa Monica (SS)	24:38.4	49
73	Xihuiquenitzin Rodriguez	10	El Rancho (SS)	24:39.5	50
74	Abigail Jun	9	Canyon - Anaheim Hills (SS)	24:48.4	51
75	Leah Guzman	9	Troy (SS)	24:50.1	52
76	Isabella Rangel	9	El Rancho (SS)	24:50.5	53
77	Caroline Coronado	9	Polytechnic - Riverside (SS)	24:50.7	54
78	Alurabella Chandler	9	Polytechnic - Riverside (SS)	24:52.9	55
79	Kaylenna DeHorta	9	Alta Loma (SS)	25:00.0	56
80	Claire Brubaker	9	Alta Loma (SS)	25:00.7	57
81	Autumn Honore	9	Warren (SS)	25:02.2	58
82	Brenda Roldan	9	Santa Ana (SS)	25:05.1	59
83	Isabelle Uribe	9	Alta Loma (SS)	25:07.2	60
84	Sarah Vargas	9	Peninsula (SS)	25:07.6	
85	Lila Beal	9	Santa Monica (SS)	25:10.1	61
86	Katherine Trail	9	Valencia Placentia (SS)	25:12.4	
87	Alexandra Carmena	9	Canyon - Anaheim Hills (SS)	25:13.3	62
88	Symantha Corral	10	El Rancho (SS)	25:14.7	63
89	Ameera Khan	9	Canyon - Anaheim Hills (SS)	25:24.6	64
90	Erene Awad	9	Troy (SS)	25:27.9	65
91	Sophia Nunez	9	Warren (SS)	25:30.2	66
92	Bella Montero	9	Etiwanda (SS)	25:33.3	67
93	Priscilla Ortiz	9	Seegerstrom (SS)	25:35.2	68
94	Mila Yepez	9	Ayala (SS)	25:40.2	69
95	Aurora Seager	9	Polytechnic - Riverside (SS)	25:47.4	70
96	Jazlyn Chavez	9	El Rancho (SS)	25:47.8	71
97	Sammy Jacobs	9	Tesoro (SS)	25:48.9	
98	Emily Chin	9	Diamond Bar (SS)	25:52.8	
99	Reina Fontanez	9	San Marcos (SS)	26:02.1	72
100	Rudy Rudgard	9	Santa Monica (SS)	26:04.0	73
101	Annali Bojorquez	9	Long Beach Poly (SS)	26:11.1	74
102	Amy Sabbagh	9	Etiwanda (SS)	26:19.3	75

Place	Name	Grade	Team	Time	Points
103	Vivianne Ojeda	9	Etiwanda (SS)	26:31.4	76
104	Maggie Barbie	9	Long Beach Poly (SS)	26:32.0	77
105	Roxy Busch	9	Norco (SS)	26:38.0	
106	Sonita Tay	9	Long Beach Poly (SS)	26:45.2	78
107	Sachi Singh	9	Canyon - Anaheim Hills (SS)	26:59.6	79
108	Gabriella Tarin	9	Santa Monica (SS)	27:01.6	80
109	Alejandra Montano Perez	9	Alta Loma (SS)	27:01.9	81
110	Evelyn Jiang	9	Troy (SS)	27:02.2	82
111	Elsa Wang	9	Great Oak (SS)	27:02.4	
112	Emily Romero	9	Hesperia (SS)	27:02.9	
113	Jessica Castillo	9	Santa Ana (SS)	27:03.9	83
114	Angelina Rosado	9	Villa Park (SS)	27:06.8	84
115	Destiny Ferra	9	Montebello (SS)	27:08.5	
116	Sophie Alwardt	9	Santiago Corona (SS)	27:12.9	85
117	Audrey Elliot	9	Vista Murrieta (SS)	27:15.0	
118	Leyla Diaz	9	Long Beach Poly (SS)	27:16.6	86
119	Rylee McKinley	9	Apple Valley (SS)	27:23.5	
120	Ava Anaya	9	Santa Monica (SS)	27:26.1	
121	Briana Duenas	9	Warren (SS)	27:26.6	87
122	Isabelle Ramos	9	Citrus Valley (SS)	27:27.4	
123	Vera Robinson	9	Santa Monica (SS)	27:29.3	
124	Grace Kim	9	Valencia Placentia (SS)	27:52.4	
125	Sammie Jacobo	9	Long Beach Poly (SS)	27:55.1	88
126	Mia Pervan	9	Santa Monica (SS)	27:57.8	
127	Jillian DeCamp	9	Del Norte (SD)	28:01.0	
128	Ruth Garcia	9	Hart (William S.) (SS)	28:18.7	
129	Allyson Jimenez	9	Arlington (SS)	28:18.9	
130	Brenda Escarcega	9	Seegerstrom (SS)	28:19.7	89
131	Ivy Young	9	San Marcos (SS)	28:26.5	90
132	Erika Chen	9	Diamond Bar (SS)	28:34.7	
133	Elizabeth Gonzalez	9	Warren (SS)	28:36.4	91
134	Lia Picou	9	Etiwanda (SS)	28:43.2	

Race 10 - Girls Frosh Large School - 3 Mile

9/2/2023 - 5:39pm

Individual Results

Place	Name	Grade	Team	Time	Points
135	Maya Castillo	9	La Serna (SS)	28:57.3	
136	Edelyn Hernandez Arteaga	9	Segerstrom (SS)	28:58.9	92
137	Lucy Paddock	9	Canyon - Anaheim Hills (SS)	29:02.3	93
138	Laryssa Segura	9	Etiwanda (SS)	29:07.7	
139	Wanyu (Abby) Chen	9	Valencia Placentia (SS)	29:08.5	
140	Andrea Lozacruz	9	Segerstrom (SS)	29:12.3	
141	Mia Solis	9	Warren (SS)	29:17.4	94
142	Sydney Peters	9	Canyon - Anaheim Hills (SS)	29:24.8	95
143	Zephyra Hall	9	Peninsula (SS)	29:42.3	
144	Madison Blunt	9	Polytechnic - Riverside (SS)	29:50.1	96
145	Kailey Reichman	9	Troy (SS)	30:28.3	97
146	Mikala Vasquez	9	Alta Loma (SS)	30:29.6	98
147	Acadia Wu	9	Troy (SS)	30:37.6	99
148	Adriana Daniel	9	Claremont (SS)	30:44.6	
149	Stephurie Aguilus	9	Valencia Placentia (SS)	30:50.7	
150	Hazel Finley	9	Long Beach Poly (SS)	31:12.8	100
151	Kenia Quijada	9	Warren (SS)	31:17.3	
152	Maya Ruiz	9	Santa Ana (SS)	31:27.7	101
153	Kenia Avenado Rodriguez	9	El Rancho (SS)	31:30.2	102
154	Briana Iniguez	9	Santa Ana (SS)	31:37.8	103
155	Savannah Ewers	9	Etiwanda (SS)	31:48.4	
156	Lesly Segovia	9	El Rancho (SS)	32:07.5	104
157	Jayla Bowens	9	Citrus Valley (SS)	32:52.9	
158	Haylie Brown	9	Arlington (SS)	33:32.6	
159	Raychel Ortiz	10	Warren (SS)	35:00.0	
160	Jocelyn Garcia Basilio	9	Hart (William S.) (SS)	35:08.9	
161	Anahi Mena	9	Arlington (SS)	37:39.9	
162	Alexa Dieguez	9	Patriot (SS)	37:42.7	
163	Zolin Ramos	9	Alta Loma (SS)	43:06.0	105