





















Cool Breeze Invite

Pomona Fairplex

Race 9 - Girls Frosh Small School - 3 Mile

9/2/2023 - 5:16pm



Team Results

Place	Team	Score	Team Time	Runner Avg	Avg Mile	5 Man Gap	Finish Order	Scoring Order
1	 Oak Park (SS)	27	2:01:07	24:14	8:05	0:54	8-9-10-11-15-28-31	3-4-5-6-9-12-14
2	 Monrovia (SS)	37	2:03:09	24:38	8:13	4:02	3-4-17-18-29	1-2-10-11-13
3	 West Ranch (SS)	63	2:16:53	27:23	9:08	5:33	12-13-34-45-46	7-8-15-16-17
DNP	 Castaic (SS)		1:42:14	25:34	8:32		5-7-33-36	4 Runners
DNP	 Sage Creek (SD)		1:16:25	25:29	8:30		1-20-40	3 Runners
DNP	 Granite Hills (SS)		1:17:56	25:59	8:40		6-27-38	3 Runners
DNP	 Liberty (SS)		1:26:10	28:44	9:35		19-43-48	3 Runners
DNP	 Chino (SS)		1:28:04	29:22	9:48		35-42-49	3 Runners
DNP	 Viewpoint (SS)		1:30:47	30:16	10:06		37-44-53	3 Runners
DNP	 Xavier College Prep (SS)		1:52:50	37:37	12:33		58-59-60	3 Runners
DNP	 Wilson (Glen A.) - Hacienda Heig		50:12	25:06	8:22		14-21	2 Runners
DNP	 El Segundo (SS)		52:03	26:02	8:41		23-24	2 Runners
DNP	 St. Lucy's (SS)		56:29	28:15	9:25		16-47	2 Runners
DNP	 Rosary Academy (SS)		1:00:10	30:05	10:02		22-54	2 Runners
DNP	 Yorba Linda (SS)		1:01:02	30:31	10:11		25-55	2 Runners
DNP	 Paraclete (SS)		1:08:03	34:02	11:21		51-56	2 Runners
DNP	 Nogales (SS)		22:44	22:44	7:35		2	1 Runner
DNP	 San Gabriel (SS)		26:18	26:18	8:46		26	1 Runner
DNP	 Northview (SS)		27:10	27:10	9:04		30	1 Runner
DNP	 Shadow Hills (SS)		27:23	27:23	9:08		32	1 Runner

Race 9 - Girls Frosh Small School - 3 Mile

9/2/2023 - 5:16pm

Team Results

Place	Team	Score	Team Time	Runner Avg	Avg Mile	5 Man Gap	Finish Order	Scoring Order
DNP	 Diamond Ranch (SS)		32:38	32:38	10:53		50	1 Runner
DNP	Excelsior (Victorville)		36:10	36:10	12:04		57	1 Runner
DNP	 Seegerstrom (SS)		42:18	42:18	14:06		61	1 Runner

Race 9 - Girls Frosh Small School - 3 Mile

9/2/2023 - 5:16pm

Individual Results

Place	Name	Grade	Team	Time	Points
1	Aliyah Acosta	9	Sage Creek (SD)	22:29.9	
2	Natalia Garcia	9	Nogales (SS)	22:44.0	
3	Annelise Cottone	9	Monrovia (SS)	22:45.5	1
4	Lydia Dodd	9	Monrovia (SS)	22:49.7	2
5	Zoe Hofman	9	Castaic (SS)	23:24.1	
6	Ava Hernandez	9	Granite Hills (SS)	23:34.9	
7	Romaya Crawford	9	Castaic (SS)	23:46.5	
8	Sophia Perez	9	Oak Park (SS)	23:53.9	3
9	Ella Warshaviak	9	Oak Park (SS)	23:55.1	4
10	Jasleen Sumal	9	Oak Park (SS)	23:56.9	5
11	Sophie Bi	9	Oak Park (SS)	24:33.4	6
12	Diya Jain	9	West Ranch (SS)	24:35.1	7
13	Danielle Murphy	9	West Ranch (SS)	24:40.8	8
14	Alessandra Cortez	10	Wilson (Glen A.) - Hacienda Heig	24:41.2	
15	Esme Blank	9	Oak Park (SS)	24:47.0	9
16	Valerie Avila	9	St. Lucy's (SS)	25:16.2	
17	Gabriela Ko	9	Monrovia (SS)	25:22.7	10
18	Claire Wysock	9	Monrovia (SS)	25:23.6	11
19	Sofia Rodriguez	9	Liberty (SS)	25:29.3	
20	Emily Weinrich	9	Sage Creek (SD)	25:29.9	
21	Arianna Carlos	11	Wilson (Glen A.) - Hacienda Heig	25:30.2	
22	Julissa Gallegos	9	Rosary Academy (SS)	25:34.7	
23	Makayla Phillips	9	El Segundo (SS)	26:01.4	
24	Annika Fuchs	9	El Segundo (SS)	26:01.5	
25	Kiley Kawaja	9	Yorba Linda (SS)	26:12.2	
26	Zoreimy Melgar	10	San Gabriel (SS)	26:17.1	
27	Lilliana Cardenas	9	Granite Hills (SS)	26:24.0	
28	Isabella McDonald	9	Oak Park (SS)	26:31.2	12
29	Sofia Gubbins	9	Monrovia (SS)	26:46.7	13
30	Ashley Tadeo	9	Northview (SS)	27:09.2	
31	Avani Ambhaikar	9	Oak Park (SS)	27:09.7	14
32	Kameelah Felix	9	Shadow Hills (SS)	27:22.6	
33	Madison Lamb	9	Castaic (SS)	27:27.4	
34	Raegan Estrada	9	West Ranch (SS)	27:34.3	15
35	Natalia Reynoso	9	Chino (SS)	27:35.1	
36	Natalie Zenkner	9	Castaic (SS)	27:35.4	
37	Annie Yang	10	Viewpoint (SS)	27:56.2	

Place	Name	Grade	Team	Time	Points
38	Angelina Diaz	9	Granite Hills (SS)	27:57.1	
39	Hannah Ma	9	Oak Park (SS)	28:21.8	
40	Emma Collier	9	Sage Creek (SD)	28:24.9	
41	Tarvi Jeurkar	9	Oak Park (SS)	28:48.0	
42	Nicole Salazar	9	Chino (SS)	28:52.0	
43	Jazmin Banda	9	Liberty (SS)	29:22.6	
44	Elle Heppekausen	10	Viewpoint (SS)	29:34.9	
45	Molly Kitchner	9	West Ranch (SS)	29:55.0	16
46	Sienna Woolridge	9	West Ranch (SS)	30:07.4	17
47	Leah Jade Lieto	9	St. Lucy's (SS)	31:12.3	
48	Madison Bock	9	Liberty (SS)	31:18.0	
49	Karisa Ramirez	9	Chino (SS)	31:36.2	
50	Angie Lopez	9	Diamond Ranch (SS)	32:38.0	
51	Bethany Hottya	9	Paraclete (SS)	32:39.3	
52	Kinglsey Haines	9	Oak Park (SS)	32:54.1	
53	Gracie Halcovich	9	Viewpoint (SS)	33:15.7	
54	Sophia Segura	9	Rosary Academy (SS)	34:34.8	
55	Arianna Colin	9	Yorba Linda (SS)	34:49.8	
56	Jamee Alvarado	9	Paraclete (SS)	35:22.9	
57	Adlai Spring	9	Excelsior (Victorville)	36:09.5	
58	Chanel Wells	9	Xavier College Prep (SS)	36:15.8	
59	Ace Mendoza	9	Xavier College Prep (SS)	37:16.8	
60	Natalia Hoyle	9	Xavier College Prep (SS)	39:17.0	
61	Shaila Perez	9	Seegerstrom (SS)	42:17.7	