








Fastback Invite

Mt. SAC - Hilmer Lodge Stadium

Race 1 - Novice - 1 Mile

9/2/2023 - 7:20am

Team Results - LS

| Place | Team | Score | Team Time | Runner Avg | Avg Mile | 5 Man Gap | Finish Order | Scoring Order |
|-------|---|-------|-----------|------------|----------|-----------|--------------------|---------------|
| 1 |  Chaffey (SS) | 23 | 30:12 | 6:03 | 6:03 | 0:20 | 7-9-11-12-13-14-15 | 2-3-5-6-7-8-9 |
| 2 |  West Covina (SS) | 38 | 31:47 | 6:22 | 6:22 | 1:29 | 5-10-16-22-24 | 1-4-10-11-12 |
| DNP |  Rancho Cucamonga (SS) | | 16:49 | 5:37 | 5:37 | | 1-3-4 | 3 Runners |
| DNP |  Colony (SS) | | 21:34 | 7:12 | 7:12 | | 20-26-27 | 3 Runners |
| DNP |  Fountain Valley (SS) | | 11:38 | 5:49 | 5:49 | | 6-8 | 2 Runners |
| DNP |  Mater Dei (SS) | | 5:32 | 5:32 | 5:32 | | 2 | 1 Runner |
| DNP |  Ontario (SS) | | 6:35 | 6:35 | 6:35 | | 21 | 1 Runner |

Race 1 - Novice - 1 Mile

9/2/2023 - 7:20am








Individual Results - LS

| Place | Name | Grade | Team | Time | Points |
|-------|------------------|-------|-----------------------|--------|--------|
| 1 | Jude Jemison | 9 | Rancho Cucamonga (SS) | 5:31.3 | |
| 2 | Luke Pajak | 9 | Mater Dei (SS) | 5:31.8 | |
| 3 | Terrell McCarty | 11 | Rancho Cucamonga (SS) | 5:38.3 | |
| 4 | James Galo | 9 | Rancho Cucamonga (SS) | 5:38.7 | |
| 5 | Ahtziri Ceja | 11 | West Covina (SS) | 5:39.5 | 1 |
| 6 | Benjamin Le | 9 | Fountain Valley (SS) | 5:43.0 | |
| 7 | Nayeli Martinez | 9 | Chaffey (SS) | 5:51.4 | 2 |
| 8 | Gavin Nguyen | 9 | Fountain Valley (SS) | 5:55.0 | |
| 9 | Mia Garcia | 11 | Chaffey (SS) | 5:55.0 | 3 |
| 10 | Angelina Aguero | 10 | West Covina (SS) | 6:02.2 | 4 |
| 11 | Vivian Garcia | 12 | Chaffey (SS) | 6:04.7 | 5 |
| 12 | Eliza Prado | 9 | Chaffey (SS) | 6:09.5 | 6 |
| 13 | Mia Rodriguez | 9 | Chaffey (SS) | 6:11.4 | 7 |
| 14 | Anabel Ramirez | 11 | Chaffey (SS) | 6:11.8 | 8 |
| 15 | Andrew Cabrera | 9 | Chaffey (SS) | 6:13.8 | 9 |
| 16 | Mia Romero | 12 | West Covina (SS) | 6:13.9 | 10 |
| 17 | Alexandra Araujo | 9 | Chaffey (SS) | 6:15.3 | |
| 18 | Lisa Cerna | 9 | Chaffey (SS) | 6:18.8 | |
| 19 | Alistor Alvarado | 10 | Chaffey (SS) | 6:25.1 | |
| 20 | Yedid Hernandez | 11 | Colony (SS) | 6:28.1 | |
| 21 | Roselyn Cordova | 10 | Ontario (SS) | 6:34.4 | |
| 22 | Maya Hernandez | 12 | West Covina (SS) | 6:42.7 | 11 |
| 23 | Melodia Estrada | 11 | Chaffey (SS) | 6:47.5 | |
| 24 | Belinda Para | 11 | West Covina (SS) | 7:08.2 | 12 |
| 25 | Jorge Cabrera | 11 | Chaffey (SS) | 7:10.0 | |
| 26 | Estrella Chavez | 12 | Colony (SS) | 7:11.7 | |
| 27 | Nya Anderson | 10 | Colony (SS) | 7:53.8 | |
| 28 | Allison Ochoa | 11 | Chaffey (SS) | 9:45.7 | |

Race 1 - Novice - 1 Mile

9/2/2023 - 7:20am

Team Results - SS

| Place | Team | Score | Team Time | Runner Avg | Avg Mile | 5 Man Gap | Finish Order | Scoring Order |
|-------|--|-------|-----------|------------|----------|-----------|-------------------|-----------------|
| 1 |  Mayfield (G) (SS) | 15 | 30:05 | 6:01 | 6:01 | 0:59 | 1-2-6-7-11-12-14 | 1-2-3-4-5-6-8 |
| 2 |  Bassett (SS) | 49 | 36:40 | 7:20 | 7:20 | 1:09 | 13-17-18-19-21-23 | 7-9-10-11-12-13 |
| DNP |  Marlborough (SS) | | 27:53 | 6:59 | 6:59 | | 8-10-16-22 | 4 Runners |
| DNP |  South El Monte (SS) | | 12:08 | 6:04 | 6:04 | | 4-9 | 2 Runners |
| DNP |  Rowland (John A.) (SS) | | 5:49 | 5:49 | 5:49 | | 3 | 1 Runner |
| DNP |  St. Francis (SS) | | 6:00 | 6:00 | 6:00 | | 5 | 1 Runner |
| DNP |  Pomona Catholic (SS) | | 9:51 | 9:51 | 9:51 | | 24 | 1 Runner |

Race 1 - Novice - 1 Mile

9/2/2023 - 7:20am

Individual Results - SS

| Place | Name | Grade | Team | Time | Points |
|-------|------------------------|-------|------------------------|--------|--------|
| 1 | Natalia Betancourt | 9 | Mayfield (G) (SS) | 5:38.5 | 1 |
| 2 | Evita Bridge | 9 | Mayfield (G) (SS) | 5:39.4 | 2 |
| 3 | Andrew Cedeno | 11 | Rowland (John A.) (SS) | 5:48.3 | |
| 4 | Kaitlyn Rodriguez | 12 | South El Monte (SS) | 5:53.9 | |
| 5 | Theo Mazurek | 9 | St. Francis (SS) | 5:59.5 | |
| 6 | Xinyan (Tiffany) Wang | 11 | Mayfield (G) (SS) | 6:02.8 | 3 |
| 7 | Guiliana McAlister | 10 | Mayfield (G) (SS) | 6:06.2 | 4 |
| 8 | Daisy Yeon | 10 | Marlborough (SS) | 6:13.0 | |
| 9 | Valarie Naranjo | 12 | South El Monte (SS) | 6:13.8 | |
| 10 | Elsy Carillo | 11 | Marlborough (SS) | 6:33.0 | |
| 11 | Jemimah Khan | 12 | Mayfield (G) (SS) | 6:37.3 | 5 |
| 12 | Emmy Reyes | 10 | Mayfield (G) (SS) | 6:43.7 | 6 |
| 13 | Ariana Roque | 11 | Bassett (SS) | 6:45.9 | 7 |
| 14 | Maggie Murphy | 12 | Mayfield (G) (SS) | 6:52.9 | 8 |
| 15 | Lola Howard | 10 | Mayfield (G) (SS) | 6:53.2 | |
| 16 | Nina Smith | 10 | Marlborough (SS) | 7:03.0 | |
| 17 | Melany Amparan | 11 | Bassett (SS) | 7:09.8 | 9 |
| 18 | Hailey Quintero | 11 | Bassett (SS) | 7:23.2 | 10 |
| 19 | Carolina Rodarte | 9 | Bassett (SS) | 7:26.7 | 11 |
| 20 | Emma Garcia | 9 | Mayfield (G) (SS) | 7:47.6 | |
| 21 | Melissa Santiago | 9 | Bassett (SS) | 7:54.1 | 12 |
| 22 | Ailin Sanchez Martinez | 9 | Marlborough (SS) | 8:03.9 | |
| 23 | Emily Umana | 11 | Bassett (SS) | 8:16.1 | 13 |
| 24 | Isa Lopez | 9 | Pomona Catholic (SS) | 9:50.4 | |