














# Fastback Invite

## Mt. SAC - Hilmer Lodge Stadium

### Race 7 - Girls Soph LS - 1.7 Mile

9/2/2023 - 8:50am

### Team Results - Overall

Place	Team	Score	Team Time	Runner Avg	Avg Mile	5 Man Gap	Finish Order	Scoring Order
1	 Yucaipa (SS)	36	1:13:47	14:46	8:41	1:30	4-8-10-15-20-28-38	2-6-8-9-11-16-21
2	 La Quinta (SS)	41	1:14:27	14:54	8:46	2:57	3-6-7-24-33	1-4-5-14-17
3	 Walnut (SS)	74	1:20:03	16:01	9:26	2:59	9-21-23-35-44	7-12-13-19-23
4	 Roosevelt (SS)	77	1:23:12	16:39	9:48	5:35	5-16-34-43-48-54	3-10-18-22-24-27
5	 Schurr (SS)	114	1:38:18	19:40	11:34	7:10	27-37-51-53-55	15-20-25-26-28
DNP	 Mater Dei (SS)		59:46	14:57	8:48		1-12-31-32	4 Runners
DNP	 Upland (SS)		1:04:26	16:07	9:29		11-18-29-46	4 Runners
DNP	 Rancho Cucamonga (SS)		1:12:38	18:10	10:41		19-40-49-50	4 Runners
DNP	 Paloma Valley (SS)		46:45	15:35	9:10		14-25-26	3 Runners
DNP	 Ontario (SS)		49:28	16:30	9:42		17-22-47	3 Runners
DNP	 Westlake (SS)		30:40	15:20	9:02		2-45	2 Runners
DNP	 Colony (SS)		14:52	14:52	8:45		13	1 Runner
DNP	 Chaffey (SS)		16:14	16:14	9:33		30	1 Runner
DNP	 Palm Desert (SS)		16:41	16:41	9:49		36	1 Runner
DNP	 Westminster (SS)		16:49	16:49	9:54		39	1 Runner

# Race 7 - Girls Soph LS - 1.7 Mile

9/2/2023 - 8:50am

## Individual Results - Overall













Place	Name	Grade	Team	Time	Points
1	Abigail Feldman	10	Mater Dei (SS)	12:23.3	
2	Rae Rae Castagna	10	Westlake (SS)	13:03.0	
3	Alyssa Lopez	10	La Quinta (SS)	13:25.9	1
4	Bailee Gilson	10	Yucaipa (SS)	13:59.6	2
5	Ava Chung	10	Roosevelt (SS)	14:15.3	3
6	Sienna Coffin	10	La Quinta (SS)	14:22.8	4
7	Gwenyth Caress	9	La Quinta (SS)	14:27.3	5
8	Kaylie Whitaker	10	Yucaipa (SS)	14:29.9	6
9	Ava Razo	10	Walnut (SS)	14:34.2	7
10	Isabella Alonzo	10	Yucaipa (SS)	14:43.5	8
11	Angelique Naranjo	10	Upland (SS)	14:45.9	
12	Reese Duralde	10	Mater Dei (SS)	14:47.2	
13	Vivianna Hidalgo	9	Colony (SS)	14:52.0	
14	Gabriela Sevilla	10	Paloma Valley (SS)	15:00.5	
15	Emerson Miller	10	Yucaipa (SS)	15:04.7	9
16	Adalyna Cruz	10	Roosevelt (SS)	15:04.9	10
17	Deziree Bejarano	10	Ontario (SS)	15:07.1	
18	Sophia Reyes	10	Upland (SS)	15:14.1	
19	Brooklyn Helper	10	Rancho Cucamonga (SS)	15:21.3	
20	Quintynn Maxwell	10	Yucaipa (SS)	15:28.9	11
21	Georgia Colera	10	Walnut (SS)	15:29.2	12
22	Isabelle Sandoval	10	Ontario (SS)	15:44.2	
23	Bonny Li	10	Walnut (SS)	15:46.7	13
24	Melise Moore	10	La Quinta (SS)	15:48.2	14
25	Alessandra Delacruz	10	Paloma Valley (SS)	15:49.7	
26	Aubrey Mazingo	10	Paloma Valley (SS)	15:54.1	
27	Isabella Munoz	10	Schurr (SS)	15:56.5	15
28	Kim Pham	10	Yucaipa (SS)	16:02.6	16
29	Madison Vencill	10	Upland (SS)	16:09.6	
30	Ariana Angelito	10	Chaffey (SS)	16:14.0	
31	Audrey Lam	10	Mater Dei (SS)	16:16.4	
32	Teresa Mendoza	10	Mater Dei (SS)	16:19.0	
33	Yadira Valdovinos	10	La Quinta (SS)	16:22.1	17
34	Emily Kazner	10	Roosevelt (SS)	16:31.5	18
35	Natalia Avila	10	Walnut (SS)	16:39.9	19
36	Savannah Toso	10	Palm Desert (SS)	16:41.0	
37	Noemy Escamilla	10	Schurr (SS)	16:41.2	20
38	Ava Guerrero	10	Yucaipa (SS)	16:43.0	21

Place	Name	Grade	Team	Time	Points
39	Joanna Ross	10	Westminster (SS)	16:48.4	
40	Andrea Herrera	10	Rancho Cucamonga (SS)	16:49.0	
41	Isabella Franco	10	Yucaipa (SS)	17:10.5	
42	Jamison Blackburn	10	Yucaipa (SS)	17:15.9	
43	Angelena Antoun	10	Roosevelt (SS)	17:29.6	22
44	Faith Bosanko	10	Walnut (SS)	17:32.9	23
45	Kenzie Nguy	10	Westlake (SS)	17:36.9	
46	Riley Tarczon	10	Upland (SS)	18:15.9	
47	Xitlaly Serna	10	Ontario (SS)	18:36.7	
48	Sienna Parra	10	Roosevelt (SS)	19:50.2	24
49	Ashlyn Gonzalez	10	Rancho Cucamonga (SS)	20:07.3	
50	Lauren Ortiz	10	Rancho Cucamonga (SS)	20:19.9	
51	Patty Juarez	10	Schurr (SS)	20:56.4	25
52	Vanessa Stabile	10	Yucaipa (SS)	21:21.3	
53	Patty Chen	10	Schurr (SS)	21:36.9	26
54	Nandini Gajjala	10	Roosevelt (SS)	22:24.3	27
55	Sarai Verduzco	10	Schurr (SS)	23:06.4	28

# Race 7 - Girls Soph LS - 1.7 Mile

9/2/2023 - 8:50am

## Team Results - LS

Place	Team	Score	Team Time	Runner Avg	Avg Mile	5 Man Gap	Finish Order	Scoring Order
1	 Yucaipa (SS)	36	1:13:47	14:46	8:41	1:30	4-8-10-15-20-28-38	2-6-8-9-11-16-21
2	 La Quinta (SS)	41	1:14:27	14:54	8:46	2:57	3-6-7-24-33	1-4-5-14-17
3	 Walnut (SS)	74	1:20:03	16:01	9:26	2:59	9-21-23-35-44	7-12-13-19-23
4	 Roosevelt (SS)	77	1:23:12	16:39	9:48	5:35	5-16-34-43-48-54	3-10-18-22-24-27
5	 Schurr (SS)	114	1:38:18	19:40	11:34	7:10	27-37-51-53-55	15-20-25-26-28
DNP	 Mater Dei (SS)		59:46	14:57	8:48		1-12-31-32	4 Runners
DNP	 Upland (SS)		1:04:26	16:07	9:29		11-18-29-46	4 Runners
DNP	 Rancho Cucamonga (SS)		1:12:38	18:10	10:41		19-40-49-50	4 Runners
DNP	 Paloma Valley (SS)		46:45	15:35	9:10		14-25-26	3 Runners
DNP	 Ontario (SS)		49:28	16:30	9:42		17-22-47	3 Runners
DNP	 Westlake (SS)		30:40	15:20	9:02		2-45	2 Runners
DNP	 Colony (SS)		14:52	14:52	8:45		13	1 Runner
DNP	 Chaffey (SS)		16:14	16:14	9:33		30	1 Runner
DNP	 Palm Desert (SS)		16:41	16:41	9:49		36	1 Runner
DNP	 Westminster (SS)		16:49	16:49	9:54		39	1 Runner

# Race 7 - Girls Soph LS - 1.7 Mile

9/2/2023 - 8:50am

## Individual Results - LS

Place	Name	Grade	Team	Time	Points
1 (1)	Abigail Feldman	10	Mater Dei (SS)	12:23.3	
2 (2)	Rae Rae Castagna	10	Westlake (SS)	13:03.0	
3 (3)	Alyssa Lopez	10	La Quinta (SS)	13:25.9	1
4 (4)	Bailee Gilson	10	Yucaipa (SS)	13:59.6	2
5 (5)	Ava Chung	10	Roosevelt (SS)	14:15.3	3
6 (6)	Sienna Coffin	10	La Quinta (SS)	14:22.8	4
7 (7)	Gwenyth Caress	9	La Quinta (SS)	14:27.3	5
8 (8)	Kaylie Whitaker	10	Yucaipa (SS)	14:29.9	6
9 (9)	Ava Razo	10	Walnut (SS)	14:34.2	7
10 (10)	Isabella Alonzo	10	Yucaipa (SS)	14:43.5	8
11 (11)	Angelique Naranjo	10	Upland (SS)	14:45.9	
12 (12)	Reese Duralde	10	Mater Dei (SS)	14:47.2	
13 (13)	Vivianna Hidalgo	9	Colony (SS)	14:52.0	
14 (14)	Gabriela Sevilla	10	Paloma Valley (SS)	15:00.5	
15 (15)	Emerson Miller	10	Yucaipa (SS)	15:04.7	9
16 (16)	Adalyna Cruz	10	Roosevelt (SS)	15:04.9	10
17 (17)	Deziree Bejarano	10	Ontario (SS)	15:07.1	
18 (18)	Sophia Reyes	10	Upland (SS)	15:14.1	
19 (19)	Brooklyn Helper	10	Rancho Cucamonga (SS)	15:21.3	
20 (20)	Quintynn Maxwell	10	Yucaipa (SS)	15:28.9	11
21 (21)	Georgia Colera	10	Walnut (SS)	15:29.2	12
22 (22)	Isabelle Sandoval	10	Ontario (SS)	15:44.2	

Place	Name	Grade	Team	Time	Points
23 (23)	Bonny Li	10	Walnut (SS)	15:46.7	13
24 (24)	Melise Moore	10	La Quinta (SS)	15:48.2	14
25 (25)	Alessandra Delacruz	10	Paloma Valley (SS)	15:49.7	
26 (26)	Aubrey Mozingo	10	Paloma Valley (SS)	15:54.1	
27 (27)	Isabella Munoz	10	Schurr (SS)	15:56.5	15
28 (28)	Kim Pham	10	Yucaipa (SS)	16:02.6	16
29 (29)	Madison Vencill	10	Upland (SS)	16:09.6	
30 (30)	Ariana Angelito	10	Chaffey (SS)	16:14.0	
31 (31)	Audrey Lam	10	Mater Dei (SS)	16:16.4	
32 (32)	Teresa Mendoza	10	Mater Dei (SS)	16:19.0	
33 (33)	Yadira Valdovinos	10	La Quinta (SS)	16:22.1	17
34 (34)	Emily Kazner	10	Roosevelt (SS)	16:31.5	18
35 (35)	Natalia Avila	10	Walnut (SS)	16:39.9	19
36 (36)	Savannah Toso	10	Palm Desert (SS)	16:41.0	
37 (37)	Noemy Escamilla	10	Schurr (SS)	16:41.2	20
38 (38)	Ava Guerrero	10	Yucaipa (SS)	16:43.0	21
39 (39)	Joanna Ross	10	Westminster (SS)	16:48.4	
40 (40)	Andrea Herrera	10	Rancho Cucamonga (SS)	16:49.0	
41 (41)	Isabella Franco	10	Yucaipa (SS)	17:10.5	
42 (42)	Jamison Blackburn	10	Yucaipa (SS)	17:15.9	
43 (43)	Angelena Antoun	10	Roosevelt (SS)	17:29.6	22
44 (44)	Faith Bosanko	10	Walnut (SS)	17:32.9	23

# Race 7 - Girls Soph LS - 1.7 Mile

9/2/2023 - 8:50am

## Individual Results - LS

Place	Name	Grade	Team	Time	Points
45 (45)	Kenzie Nguy	10	Westlake (SS)	17:36.9	
46 (46)	Riley Tarczon	10	Upland (SS)	18:15.9	
47 (47)	Xitlaly Serna	10	Ontario (SS)	18:36.7	
48 (48)	Sienna Parra	10	Roosevelt (SS)	19:50.2	24
49 (49)	Ashlyn Gonzalez	10	Rancho Cucamonga (SS)	20:07.3	
50 (50)	Lauren Ortiz	10	Rancho Cucamonga (SS)	20:19.9	
51 (51)	Patty Juarez	10	Schurr (SS)	20:56.4	25
52 (52)	Vanessa Stabile	10	Yucaipa (SS)	21:21.3	
53 (53)	Patty Chen	10	Schurr (SS)	21:36.9	26
54 (54)	Nandini Gajjala	10	Roosevelt (SS)	22:24.3	27
55 (55)	Sarai Verduzco	10	Schurr (SS)	23:06.4	28