




















# Rosemead Invitational

## Rosemead

### Race 8 - Senior Girls - 3 Mile

9/9/2023 - 9:00pm
























### Team Results

| Place | Team   | Score | Team Time | Runner Avg | Avg Mile | 5 Man Gap | Finish Order              | Scoring Order        |
|-------|--|-------|-----------|------------|----------|-----------|---------------------------|----------------------|
| 1     |  ML King (SS)                   | 32    | 1:38:13   | 19:39      | 6:33     | 2:55      | 5-8-12-17-46-49-87        | 3-4-5-7-13-15-22     |
| 2     |  Torrance (SS)                  | 43    | 1:42:28   | 20:30      | 6:50     | 2:55      | 2-25-29-30-43-59-80       | 1-9-10-11-12-16-21   |
| 3     |  Norwalk (SS)                   | 93    | 1:53:20   | 22:40      | 7:34     | 6:35      | 3-24-97-101-105-116       | 2-8-25-28-30-31      |
| 4     |  Gabrielino (SS)                | 98    | 1:54:28   | 22:54      | 7:38     | 3:13      | 48-63-64-78-103           | 14-17-18-20-29       |
| 5     |  South El Monte (SS)            | 109   | 1:59:46   | 23:58      | 8:00     | 8:45      | 13-71-92-100-125          | 6-19-23-27-34        |
| 6     |  Schurr (SS)                   | 150   | 2:12:28   | 26:30      | 8:50     | 5:19      | 94-99-117-119-127-130-132 | 24-26-32-33-35-36-37 |
| DNP   |  Whittier (SS)                |       | 1:25:36   | 21:24      | 7:08     |           | 6-22-47-104               | 4 Runners            |
| DNP   |  Roosevelt (SS)               |       | 1:29:38   | 22:25      | 7:29     |           | 7-14-52-128               | 4 Runners            |
| DNP   |  Rosemead (SS)                |       | 1:34:04   | 23:31      | 7:51     |           | 53-67-96-106              | 4 Runners            |
| DNP   |  Ramona Convent (SS)          |       | 1:38:18   | 24:35      | 8:12     |           | 77-89-90-120              | 4 Runners            |
| DNP   |  Granada Hills Charter (LA)   |       | 1:01:46   | 20:36      | 6:52     |           | 4-40-54                   | 3 Runners            |
| DNP   |  Immaculate Heart (SS)        |       | 1:02:02   | 20:41      | 6:54     |           | 20-31-34                  | 3 Runners            |
| DNP   |  Millikan (SS)                |       | 1:02:05   | 20:42      | 6:54     |           | 16-32-37                  | 3 Runners            |
| DNP   |  Cleveland (Grover) (LA)      |       | 1:02:32   | 20:51      | 6:57     |           | 15-28-50                  | 3 Runners            |
| DNP   |  Citrus Valley (SS)           |       | 1:02:42   | 20:54      | 6:58     |           | 1-27-91                   | 3 Runners            |
| DNP   |  Arroyo (SS)                  |       | 1:03:12   | 21:04      | 7:02     |           | 23-26-56                  | 3 Runners            |
| DNP   |  Burbank (SS)                 |       | 1:04:25   | 21:29      | 7:10     |           | 10-58-73                  | 3 Runners            |
| DNP   |  Flintridge Sacred Heart (SS) |       | 1:07:24   | 22:28      | 7:30     |           | 19-74-98                  | 3 Runners            |
| DNP   |  Baldwin Park (SS)            |       | 1:10:02   | 23:21      | 7:47     |           | 36-44-122                 | 3 Runners            |

# Race 8 - Senior Girls - 3 Mile

9/9/2023 - 9:00pm








## Team Results

| Place | Team  | Score | Team Time | Runner Avg | Avg Mile | 5 Man Gap | Finish Order | Scoring Order |
|-------|---|-------|-----------|------------|----------|-----------|--------------|---------------|
| DNP   |  South Torrance (SS)           |       | 1:11:33   | 23:51      | 7:57     |           | 61-70-113    | 3 Runners     |
| DNP   |  Kennedy (John F.) (SS)        |       | 42:32     | 21:16      | 7:06     |           | 18-66        | 2 Runners     |
| DNP   |  Culver City (SS)              |       | 43:56     | 21:58      | 7:20     |           | 33-75        | 2 Runners     |
| DNP   |  Cajon (SS)                    |       | 43:57     | 21:59      | 7:20     |           | 9-102        | 2 Runners     |
| DNP   |  Aquinas (SS)                  |       | 44:47     | 22:24      | 7:28     |           | 39-82        | 2 Runners     |
| DNP   |  La Mirada (SS)                |       | 45:34     | 22:47      | 7:36     |           | 60-81        | 2 Runners     |
| DNP   |  Mark Keppel (SS)              |       | 47:20     | 23:40      | 7:54     |           | 83-86        | 2 Runners     |
| DNP   |  Temple City (SS)              |       | 48:43     | 24:22      | 8:08     |           | 69-112       | 2 Runners     |
| DNP   |  Los Altos (SS)                |       | 49:16     | 24:38      | 8:13     |           | 65-115       | 2 Runners     |
| DNP   |  Bloomington (SS)             |       | 49:37     | 24:49      | 8:17     |           | 62-121       | 2 Runners     |
| DNP   |  Geffen Academy at UCLA (SS) |       | 52:00     | 26:00      | 8:40     |           | 72-126       | 2 Runners     |
| DNP   |  Blair (SS)                  |       | 54:17     | 27:09      | 9:03     |           | 79-131       | 2 Runners     |
| DNP   |  Indian Springs (SS)         |       | 54:50     | 27:25      | 9:09     |           | 85-129       | 2 Runners     |
| DNP   |  Fontana (SS)                |       | 55:39     | 27:50      | 9:17     |           | 57-133       | 2 Runners     |
| DNP   |  Eagle Rock (LA)             |       | 19:28     | 19:28      | 6:30     |           | 11           | 1 Runner      |
| DNP   |  Garfield (James A.) (LA)    |       | 20:17     | 20:17      | 6:46     |           | 21           | 1 Runner      |
| DNP   |  Alhambra (SS)               |       | 21:04     | 21:04      | 7:02     |           | 35           | 1 Runner      |
| DNP   |  Providence Burbank (SS)     |       | 21:15     | 21:15      | 7:05     |           | 38           | 1 Runner      |
| DNP   |  Polytechnic Pasadena (SS)   |       | 21:21     | 21:21      | 7:07     |           | 41           | 1 Runner      |
| DNP   |  Walnut (SS)                 |       | 21:24     | 21:24      | 7:08     |           | 42           | 1 Runner      |
| DNP   |  San Gabriel (SS)            |       | 21:26     | 21:26      | 7:09     |           | 45           | 1 Runner      |
| DNP   |  Montebello (SS)             |       | 21:46     | 21:46      | 7:16     |           | 51           | 1 Runner      |
| DNP   |  Cypress (SS)                |       | 21:54     | 21:54      | 7:18     |           | 55           | 1 Runner      |

# Race 8 - Senior Girls - 3 Mile

9/9/2023 - 9:00pm

## Team Results

| Place | Team   | Score | Team Time | Runner Avg | Avg Mile | 5 Man Gap | Finish Order | Scoring Order |
|-------|--|-------|-----------|------------|----------|-----------|--------------|---------------|
| DNP   |  Elsinore (SS)                                  |       | 22:37     | 22:37      | 7:33     |           | 68           | 1 Runner      |
| DNP   |  Brentwood (SS)                                 |       | 22:57     | 22:57      | 7:39     |           | 76           | 1 Runner      |
| DNP   |  Bernstein (Helen) (LA)                         |       | 24:03     | 24:03      | 8:01     |           | 93           | 1 Runner      |
| DNP   |  Bassett (SS)                                   |       | 24:17     | 24:17      | 8:06     |           | 95           | 1 Runner      |
| DNP   |  Hesperia (SS)                                  |       | 25:22     | 25:22      | 8:28     |           | 107          | 1 Runner      |
| DNP   |  Contreras (Miguel)<br>Learning Complex<br>(LA) |       | 25:34     | 25:34      | 8:32     |           | 109          | 1 Runner      |
| DNP   |  Nogales (SS)                                   |       | 26:35     | 26:35      | 8:52     |           | 114          | 1 Runner      |
| DNP   |  Chaffey (SS)                                   |       | 27:08     | 27:08      | 9:03     |           | 118          | 1 Runner      |
| DNP   |  St. Anthony (SS)                               |       | 28:14     | 28:14      | 9:25     |           | 124          | 1 Runner      |

# Race 8 - Senior Girls - 3 Mile

9/9/2023 - 9:00pm

## Individual Results

| Place | Name                    | Grade | Team                         | Time    | Points |
|-------|-------------------------|-------|------------------------------|---------|--------|
| 1     | Hailie Lomeli           | 12    | Citrus Valley (SS)           | 17:52.8 |        |
| 2     | Maya Okada              | 12    | Torrance (SS)                | 18:28.9 | 1      |
| 3     | Vanessa Felix           | 12    | Norwalk (SS)                 | 18:31.8 | 2      |
| 4     | Lilianna Moreira        | 12    | Granada Hills Charter (LA)   | 18:32.9 |        |
| 5     | Ruth DeLoye             | 12    | ML King (SS)                 | 18:34.4 | 3      |
| 6     | Emily Guzman            | 12    | Whittier (SS)                | 18:35.1 |        |
| 7     | Madyson Nakamura        | 12    | Roosevelt (SS)               | 18:36.9 |        |
| 8     | Emely Ruiz              | 12    | ML King (SS)                 | 18:46.4 | 4      |
| 9     | Natalie Goumashyan      | 12    | Cajon (SS)                   | 19:03.0 |        |
| 10    | Ashley Sosa             | 12    | Burbank (SS)                 | 19:26.3 |        |
| 11    | Tory Yetter             | 12    | Eagle Rock (LA)              | 19:27.5 |        |
| 12    | isabelle graham         | 12    | ML King (SS)                 | 19:28.0 | 5      |
| 13    | April Ramos             | 12    | South El Monte (SS)          | 19:39.6 | 6      |
| 14    | Riley Gossard           | 12    | Roosevelt (SS)               | 19:45.6 |        |
| 15    | Anisah Khan             | 12    | Cleveland (Grover) (LA)      | 19:52.5 |        |
| 16    | Maribel Perez           | 12    | Millikan (SS)                | 19:53.5 |        |
| 17    | Leah Pendleton          | 12    | ML King (SS)                 | 19:55.5 | 7      |
| 18    | Kylie Regan             | 12    | Kennedy (John F.) (SS)       | 19:56.1 |        |
| 19    | Annie Ramirez           | 12    | Flintridge Sacred Heart (SS) | 19:59.3 |        |
| 20    | Taylor Waimrin          | 12    | Immaculate Heart (SS)        | 20:03.8 |        |
| 21    | Sophia Naranjo-Champion | 12    | Garfield (James A.) (LA)     | 20:16.4 |        |
| 22    | Jasmine Gaeta           | 12    | Whittier (SS)                | 20:18.0 |        |
| 23    | Sarah Dominguez         | 12    | Arroyo (SS)                  | 20:23.1 |        |
| 24    | Isabella Reyes          | 11    | Norwalk (SS)                 | 20:25.4 | 8      |
| 25    | Nasaporn Amatayakul     | 12    | Torrance (SS)                | 20:43.0 | 9      |
| 26    | Daisy Hake              | 12    | Arroyo (SS)                  | 20:45.2 |        |
| 27    | Elizabeth Garcia        | 12    | Citrus Valley (SS)           | 20:46.1 |        |
| 28    | Kayla Lopez             | 12    | Cleveland (Grover) (LA)      | 20:53.6 |        |
| 29    | Sophia Millan           | 12    | Torrance (SS)                | 20:55.9 | 10     |
| 30    | Rianna Abalos           | 12    | Torrance (SS)                | 20:56.1 | 11     |
| 31    | Vivian Hamilton         | 12    | Immaculate Heart (SS)        | 20:57.9 |        |
| 32    | Kira Dirgahlli          | 12    | Millikan (SS)                | 20:58.6 |        |

| Place | Name                   | Grade | Team                       | Time    | Points |
|-------|------------------------|-------|----------------------------|---------|--------|
| 33    | Nina Kumar             | 12    | Culver City (SS)           | 21:00.0 |        |
| 34    | Andrea Nicdao          | 12    | Immaculate Heart (SS)      | 21:00.2 |        |
| 35    | Alondra Sanchez        | 12    | Alhambra (SS)              | 21:03.8 |        |
| 36    | Ariana Gonzalez        | 12    | Baldwin Park (SS)          | 21:04.9 |        |
| 37    | Kaitlyn Rollo          | 12    | Millikan (SS)              | 21:12.1 |        |
| 38    | Eva Barahona           | 12    | Providence Burbank (SS)    | 21:14.6 |        |
| 39    | Hazel Garcia           | 12    | Aquinas (SS)               | 21:19.4 |        |
| 40    | Elsa Ludena            | 12    | Granada Hills Charter (LA) | 21:19.8 |        |
| 41    | Audrey Tomlin          | 12    | Polytechnic Pasadena (SS)  | 21:20.9 |        |
| 42    | Aiden Sino-Cruz        | 12    | Walnut (SS)                | 21:23.2 |        |
| 43    | Kira Jung              | 12    | Torrance (SS)              | 21:23.4 | 12     |
| 44    | Teysha Bazan           | 12    | Baldwin Park (SS)          | 21:25.0 |        |
| 45    | Haley Ealba            | 12    | San Gabriel (SS)           | 21:25.7 |        |
| 46    | Savanna Martin         | 12    | ML King (SS)               | 21:28.6 | 13     |
| 47    | Destiny Thomas         | 12    | Whittier (SS)              | 21:36.3 |        |
| 48    | Lauren Veerachaylukana | 12    | Gabrielino (SS)            | 21:41.6 | 14     |
| 49    | Makayla Berlanga       | 12    | ML King (SS)               | 21:44.5 | 15     |
| 50    | Ashley Leon Martinez   | 12    | Cleveland (Grover) (LA)    | 21:45.6 |        |
| 51    | Candy Villanueva       | 12    | Montebello (SS)            | 21:45.8 |        |
| 52    | Isabella Chavez        | 12    | Roosevelt (SS)             | 21:48.7 |        |
| 53    | Jaqueline Luque        | 12    | Rosemead (SS)              | 21:51.1 |        |
| 54    | Chloe Miyagishima      | 12    | Granada Hills Charter (LA) | 21:53.0 |        |
| 55    | Alexis Higa            | 12    | Cypress (SS)               | 21:53.6 |        |
| 56    | Gabriella Delgado      | 12    | Arroyo (SS)                | 22:03.2 |        |
| 57    | Jazmine Morales Diego  | 12    | Fontana (SS)               | 22:03.5 |        |
| 58    | Alexandra Slek         | 12    | Burbank (SS)               | 22:04.9 |        |
| 59    | Audrey Dinco           | 12    | Torrance (SS)              | 22:05.0 | 16     |
| 60    | Jasmine Macias         | 12    | La Mirada (SS)             | 22:09.6 |        |
| 61    | Sophia Carter          | 12    | South Torrance (SS)        | 22:10.1 |        |
| 62    | Meron Assefa           | 12    | Bloomington (SS)           | 22:19.0 |        |
| 63    | Melody Ha              | 11    | Gabrielino (SS)            | 22:21.3 | 17     |
| 64    | Vivian Huang           | 12    | Gabrielino (SS)            | 22:30.4 | 18     |
| 65    | Jessica Rangel         | 12    | Los Altos (SS)             | 22:34.0 |        |

# Race 8 - Senior Girls - 3 Mile

9/9/2023 - 9:00pm

## Individual Results

| Place | Name                     | Grade | Team                         | Time    | Points |
|-------|--------------------------|-------|------------------------------|---------|--------|
| 66    | Ciara Callanan           | 12    | Kennedy (John F.) (SS)       | 22:35.6 |        |
| 67    | Rachel Le                | 12    | Rosemead (SS)                | 22:36.5 |        |
| 68    | Carley Gonzalez          | 12    | Elsinore (SS)                | 22:36.6 |        |
| 69    | Angel Wu                 | 12    | Temple City (SS)             | 22:37.4 |        |
| 70    | Sophie Spencer           | 12    | South Torrance (SS)          | 22:47.7 |        |
| 71    | Ashley Vasquez           | 12    | South El Monte (SS)          | 22:52.4 | 19     |
| 72    | Renata Reskala           | 12    | Geffen Academy at UCLA (SS)  | 22:53.6 |        |
| 73    | Annika Basco             | 12    | Burbank (SS)                 | 22:53.8 |        |
| 74    | Ella Suckling            | 12    | Flintridge Sacred Heart (SS) | 22:54.4 |        |
| 75    | Karina Stuart            | 12    | Culver City (SS)             | 22:55.6 |        |
| 76    | Gigi Treadwell           | 12    | Brentwood (SS)               | 22:56.5 |        |
| 77    | Viviana Payan            | 12    | Ramona Convent (SS)          | 22:59.7 |        |
| 78    | Zoey Wu                  | 12    | Gabrielino (SS)              | 23:00.2 | 20     |
| 79    | Valerie Vasquez          | 12    | Blair (SS)                   | 23:04.4 |        |
| 80    | Elisabeth Truchin        | 12    | Torrance (SS)                | 23:05.3 | 21     |
| 81    | Kaitlyn Macias           | 12    | La Mirada (SS)               | 23:23.9 |        |
| 82    | Fabiola Morales          | 12    | Aquinas (SS)                 | 23:27.4 |        |
| 83    | Breasia Jones            | 12    | Mark Keppel (SS)             | 23:31.2 |        |
| 84    | Ashley Hoang             | 12    | Torrance (SS)                | 23:35.4 |        |
| 85    | Haidy Torres             | 12    | Indian Springs (SS)          | 23:47.7 |        |
| 86    | Kyra Kim                 | 12    | Mark Keppel (SS)             | 23:48.7 |        |
| 87    | Maria Mendez             | 12    | ML King (SS)                 | 23:58.0 | 22     |
| 88    | Gardemia Sandoval        | 12    | ML King (SS)                 | 23:59.4 |        |
| 89    | Leticia Wilson           | 12    | Ramona Convent (SS)          | 24:00.4 |        |
| 90    | Kera Chang               | 12    | Ramona Convent (SS)          | 24:02.1 |        |
| 91    | Mirka Aquino             | 12    | Citrus Valley (SS)           | 24:02.3 |        |
| 92    | Kaitlyn Ramirez          | 12    | South El Monte (SS)          | 24:02.4 | 23     |
| 93    | Crystal Mendoza          | 12    | Bernstein (Helen) (LA)       | 24:02.7 |        |
| 94    | LYDIA ESCALANTE          | 12    | Schurr (SS)                  | 24:07.8 | 24     |
| 95    | Valeria Garcia Hernandez | 11    | Bassett (SS)                 | 24:16.9 |        |
| 96    | Kylie Ung                | 11    | Rosemead (SS)                | 24:18.1 |        |
| 97    | Jazmine Delgadillo       | 12    | Norwalk (SS)                 | 24:23.7 | 25     |

| Place | Name                 | Grade | Team                                     | Time    | Points |
|-------|----------------------|-------|--|---------|--------|
| 98    | Abi Blea             | 12    | Flintridge Sacred Heart (SS)             | 24:30.3 |        |
| 99    | Isa Anzu             | 12    | Schurr (SS)                              | 24:43.6 | 26     |
| 100   | Arianna Amezcua      | 12    | South El Monte (SS)                      | 24:47.1 | 27     |
| 101   | Maritza Carrillo     | 12    | Norwalk (SS)                             | 24:52.4 | 28     |
| 102   | Lybia Rodriguez      | 12    | Cajon (SS)                               | 24:53.3 |        |
| 103   | Sherelene Guo        | 11    | Gabrielino (SS)                          | 24:54.5 | 29     |
| 104   | Fabiola Ramirez      | 12    | Whittier (SS)                            | 25:06.0 |        |
| 105   | Roxane Roxas         | 11    | Norwalk (SS)                             | 25:06.6 | 30     |
| 106   | Kyla Tran            | 12    | Rosemead (SS)                            | 25:17.6 |        |
| 107   | Evelynn Cruz         | 12    | Hesperia (SS)                            | 25:21.9 |        |
| 108   | Angelica Guerrero    | 12    | ML King (SS)                             | 25:23.8 |        |
| 109   | Kimberly Hernandez   | 12    | Contreras (Miguel) Learning Complex (LA) | 25:33.8 |        |
| 110   | Emily Rodriguez      | 11    | Torrance (SS)                            | 25:38.9 |        |
| 111   | Audianna Salgado     | 12    | ML King (SS)                             | 25:41.2 |        |
| 112   | Izel Gallardo        | 12    | Temple City (SS)                         | 26:05.1 |        |
| 113   | Suzanne Wong         | 10    | South Torrance (SS)                      | 26:34.4 |        |
| 114   | Ruby Aguilera        | 12    | Nogales (SS)                             | 26:34.5 |        |
| 115   | Janeth Campos        | 12    | Los Altos (SS)                           | 26:41.7 |        |
| 116   | Abygail Gutierrez    | 11    | Norwalk (SS)                             | 26:56.3 | 31     |
| 117   | Katherine Verdusco   | 12    | Schurr (SS)                              | 26:57.0 | 32     |
| 118   | Vivian Garcia        | 12    | Chaffey (SS)                             | 27:07.1 |        |
| 119   | Angela Karapetyan    | 12    | Schurr (SS)                              | 27:13.2 | 33     |
| 120   | Isabelle Chacon      | 12    | Ramona Convent (SS)                      | 27:15.7 |        |
| 121   | Eliana Hernandez     | 12    | Bloomington (SS)                         | 27:17.7 |        |
| 122   | Adriana Pineda       | 12    | Baldwin Park (SS)                        | 27:31.6 |        |
| 123   | Samantha Torres      | 12    | ML King (SS)                             | 27:34.1 |        |
| 124   | Olivia Alvarez-Knapp | 12    | St. Anthony (SS)                         | 28:13.7 |        |
| 125   | Valarie Naranjo      | 12    | South El Monte (SS)                      | 28:24.2 | 34     |
| 126   | Lillian Beuthin      | 12    | Geffen Academy at UCLA (SS)              | 29:06.2 |        |
| 127   | Alyssa Elizardo      | 11    | Schurr (SS)                              | 29:26.0 | 35     |
| 128   | Melissa Moreno       | 12    | Roosevelt (SS)                           | 29:26.5 |        |
| 129   | Dianna Calleja       | 12    | Indian Springs (SS)                      | 31:01.9 |        |
| 130   | Lori Terjimanian     | 12    | Schurr (SS)                              | 31:05.6 | 36     |
| 131   | Jade Ramirez         | 12    | Blair (SS)                               | 31:12.2 |        |
| 132   | Ariana Ayala         | 12    | Schurr (SS)                              | 32:06.0 | 37     |

# Race 8 - Senior Girls - 3 Mile

9/9/2023 - 9:00pm

## Individual Results

| Place | Name           | Grade | Team         | Time    | Points |
|-------|----------------|-------|--------------|---------|--------|
| 133   | Aydelin Rivera | 12    | Fontana (SS) | 33:35.2 |        |