






















UC Riverside Invitational

Riverside

Race 4 - Men Open - 8K

9/16/2023 - 8:55am





Team Results

| Place | Team | Score | Team Time | Runner Avg | Avg Mile | 5 Man Gap | Finish Order | Scoring Order |
|-------|--|-------|-----------|------------|----------|-----------|----------------------------|--------------------------|
| 1 |  Southern Utah | 60 | 2:07:07 | 25:26 | 5:07 | 0:47 | 1-9-15-24-27-135 | 1-8-13-18-20-89 |
| 2 |  Occidental | 83 | 2:07:45 | 25:33 | 5:09 | 1:11 | 3-6-12-36-56-81-100 | 3-6-11-23-40-59-70 |
| 3 |  Utah Valley | 108 | 2:08:30 | 25:42 | 5:11 | 1:26 | 2-10-20-47-68-85-93 | 2-9-17-32-48-63-67 |
| 4 |  Redlands | 110 | 2:08:54 | 25:47 | 5:12 | 1:02 | 4-18-29-49-50-65-73 | 4-16-21-34-35-46-52 |
| 5 |  Mt. SAC | 123 | 2:09:03 | 25:49 | 5:12 | 1:05 | 14-16-30-45-64-71-80 | 12-14-22-30-45-50-58 |
| 6 |  Caltech | 172 | 2:10:19 | 26:04 | 5:15 | 1:28 | 8-39-44-72-82-155-159 | 7-25-29-51-60-102-104 |
| 7 |  UC Riverside | 233 | 2:11:52 | 26:23 | 5:19 | 1:08 | 25-57-66-79-96-146 | 19-41-47-57-69-97 |
| 8 |  CUI | 237 | 2:11:51 | 26:23 | 5:19 | 1:16 | 17-48-83-84-91-102-116 | 15-33-61-62-66-72-77 |
| 9 |  San Marcos | 283 | 2:13:15 | 26:39 | 5:22 | 1:08 | 54-69-74-77-132 | 38-49-53-56-87 |
| 10 |  Vanguard | 291 | 2:13:01 | 26:37 | 5:22 | 2:24 | 5-76-87-106-142-206-207 | 5-55-64-74-93-122-123 |
| 11 |  Azusa Pacific | 304 | 2:13:37 | 26:44 | 5:23 | 1:34 | 40-59-89-119-138 | 26-42-65-79-92 |
| 12 |  Pomona-Pitzer | 305 | 2:13:37 | 26:44 | 5:23 | 1:14 | 41-63-110-118-120-126-178 | 27-44-76-78-80-84-112 |
| 13 |  Chapman | 316 | 2:14:05 | 26:49 | 5:24 | 2:00 | 38-53-94-122-162-185-201 | 24-37-68-82-105-114-120 |
| 14 |  Pepperdine | 333 | 2:14:32 | 26:55 | 5:25 | 1:35 | 46-52-105-144-148-153 | 31-36-73-95-98-101 |
| 15 |  Claremont-Mudd-Scripps | 398 | 2:15:53 | 27:11 | 5:28 | 1:03 | 75-108-127-136-143-171-190 | 54-75-85-90-94-109-117 |
| 16 |  Hope Int'l | 405 | 2:16:22 | 27:17 | 5:30 | 2:07 | 42-101-145-157-168-186-189 | 28-71-96-103-107-115-116 |
| 17 |  La Verne | 417 | 2:16:32 | 27:19 | 5:30 | 1:44 | 55-121-137-151-163-169-176 | 39-81-91-100-106-108-111 |
| 18 |  Southern Nevada | 431 | 2:17:33 | 27:31 | 5:33 | 2:29 | 62-125-133-149-191-199-203 | 43-83-88-99-118-119-121 |
| 19 |  Fresno State | 443 | 2:22:42 | 28:33 | 5:45 | 8:10 | 11-129-174-179-226 | 10-86-110-113-124 |
| DNF |  Unattached | | 2:07:29 | 25:30 | 5:08 | 0:28 | 7-13-19-21-22-23-26 | Non-Scoring |
| DNP |  Utah Tech | | 1:52:21 | 28:06 | 5:39 | | 113-114-154-216 | 4 Runners |

Race 4 - Men Open - 8K

9/16/2023 - 8:55am

Team Results

| Place | Team | Score | Team Time | Runner Avg | Avg Mile | 5 Man Gap | Finish Order | Scoring Order |
|-------|---|-------|-----------|------------|----------|-----------|-----------------|---------------|
| DNP |  Tohono O'odham CC | | 2:05:44 | 31:26 | 6:20 | | 211-217-224-225 | 4 Runners |
| DNP |  Grand Canyon | | 1:22:12 | 27:24 | 5:31 | | 99-117-172 | 3 Runners |
| DNP |  Fresno Pacific | | 1:28:05 | 29:22 | 5:55 | | 187-195-213 | 3 Runners |
| DNP | USC Club Track | | 1:47:10 | 35:44 | 7:12 | | 227-228-232 | 3 Runners |
| DNP |  CSUN | | 53:29 | 26:45 | 5:23 | | 86-88 | 2 Runners |
| DNP |  Paradise Valley | | 54:01 | 27:01 | 5:26 | | 78-134 | 2 Runners |
| DNP |  Whittier | | 57:58 | 28:59 | 5:50 | | 158-210 | 2 Runners |
| DNP |  Park Gilbert | | 27:03 | 27:03 | 5:27 | | 115 | 1 Runner |
| DNP | UNA-UC Riverside | | 27:16 | 27:16 | 5:29 | | 124 | 1 Runner |
| DNP |  CBU | | 30:36 | 30:36 | 6:10 | | 215 | 1 Runner |

Race 4 - Men Open - 8K

9/16/2023 - 8:55am

Individual Results

| Place | Name | Grade | Team | Time | Points |
|-------|----------------------|-------|---------------|---------|--------|
| 1 | Nethaneel Taylor | SO | Southern Utah | 24:59.6 | 1 |
| 2 | Vittone Pierce | JR | Utah Valley | 25:01.6 | 2 |
| 3 | Amir Barkan | JR | Occidental | 25:06.7 | 3 |
| 4 | Theodore Byrne | JR | Redlands | 25:09.1 | 4 |
| 5 | Evan Hernandez | JR | Vanguard | 25:09.9 | 5 |
| 6 | Aidan Lindhe-Johan | JR | Occidental | 25:11.6 | 6 |
| 7 | Aiden Tarantino | FR | Unattached | 25:12.4 | |
| 8 | Rohun Agrawal | JR | Caltech | 25:12.9 | 7 |
| 9 | Logan Peel | FR | Southern Utah | 25:13.9 | 8 |
| 10 | Thompson Seth | FR | Utah Valley | 25:15.1 | 9 |
| 11 | Juanathan Reyes | JR | Fresno State | 25:15.2 | 10 |
| 12 | Renn Stearns | JR | Occidental | 25:15.5 | 11 |
| 13 | Zach Elam | FR | Unattached | 25:16.5 | |
| 14 | Jordan Galindo | FR | Mt. SAC | 25:20.1 | 12 |
| 15 | Gabriel Romney | SO | Southern Utah | 25:26.2 | 13 |
| 16 | Christian De Loye | FR | Mt. SAC | 25:30.4 | 14 |
| 17 | Marcus Shin | SO | CUI | 25:31.6 | 15 |
| 18 | David Huggins | SO | Redlands | 25:38.5 | 16 |
| 19 | Aamir Rehman | SR | Unattached | 25:38.8 | |
| 20 | Waite Mckinley | FR | Utah Valley | 25:39.6 | 17 |
| 21 | Dylan Brown | SR | Unattached | 25:40.2 | |
| 22 | Ethan Romero | FR | Unattached | 25:40.4 | |
| 23 | Mason Ma | SO | Unattached | 25:40.9 | |
| 24 | Clayton Adams | JR | Southern Utah | 25:41.3 | 18 |
| 25 | Andrew Parkinson | SO | UC Riverside | 25:42.5 | 19 |
| 26 | Luciano Siracusano | FR | Unattached | 25:45.2 | |
| 27 | Camden Cox | SO | Southern Utah | 25:45.7 | 20 |
| 28 | Jacob Brown | SO | Unattached | 25:46.0 | |
| 29 | Nolan Brown | JR | Redlands | 25:46.7 | 21 |
| 30 | Jordan Berkley | FR | Mt. SAC | 25:48.0 | 22 |
| 31 | Andrew Allen | SR | Unattached | 25:50.2 | |
| 32 | Brian Soriano-Guzman | JR | Unattached | 25:51.3 | |
| 33 | Jack Humphrey | SR | Unattached | 25:51.5 | |
| 34 | Pedro Rios | JR | Unattached | 25:53.0 | |
| 35 | Nathan Fisher | JR | Unattached | 25:53.3 | |
| 36 | Matthew Vickers | JR | Occidental | 25:53.3 | 23 |
| 37 | Maddox Oliver | FR | Unattached | 25:53.6 | |
| 38 | Gavin White | FR | Chapman | 25:53.7 | 24 |

| Place | Name | Grade | Team | Time | Points |
|-------|--------------------|-------|------------------------|---------|--------|
| 39 | Ryan Fortin | FR | Caltech | 25:54.5 | 25 |
| 40 | Collin McMillan | SR | Azusa Pacific | 25:54.9 | 26 |
| 41 | Alex Maxwell | JR | Pomona-Pitzer | 25:55.7 | 27 |
| 42 | Ricardo Cruz | SR | Hope Int'l | 25:58.2 | 28 |
| 43 | Max Loera | SO | Unattached | 25:59.1 | |
| 44 | Joey Litvin | SR | Caltech | 25:59.4 | 29 |
| 45 | Andrew Villeda | SO | Mt. SAC | 25:59.6 | 30 |
| 46 | Kai Newman | SO | Pepperdine | 26:04.0 | 31 |
| 47 | Bridger McCurdy | FR | Utah Valley | 26:05.6 | 32 |
| 48 | Tyler Renteria | SO | CUI | 26:08.9 | 33 |
| 49 | Stian Asper | FR | Redlands | 26:09.0 | 34 |
| 50 | Brandon Farnsworth | SR | Redlands | 26:10.6 | 35 |
| 51 | Jacques Sallberg | FR | Unattached | 26:13.4 | |
| 52 | Spencer Mueller | SO | Pepperdine | 26:14.1 | 36 |
| 53 | Cole Cooper | JR | Chapman | 26:15.0 | 37 |
| 54 | Ziggy Nacco | FR | San Marcos | 26:15.1 | 38 |
| 55 | Finn McClure | FR | La Verne | 26:15.2 | 39 |
| 56 | Sloan Wittliff | JR | Occidental | 26:17.0 | 40 |
| 57 | Gavyn Condit | JR | UC Riverside | 26:17.7 | 41 |
| 58 | Derek Kirschbaum | FR | Unattached | 26:18.5 | |
| 59 | Joshua Tajiri | JR | Azusa Pacific | 26:19.7 | 42 |
| 60 | Gavin Dion | FR | Unattached | 26:19.8 | |
| 61 | Eddie Ramos | SR | Unattached | 26:21.1 | |
| 62 | Dennis Speaks | SO | Southern Nevada | 26:23.0 | 43 |
| 63 | Evan Villano | SR | Pomona-Pitzer | 26:23.5 | 44 |
| 64 | Jude Enriquez | FR | Mt. SAC | 26:24.3 | 45 |
| 65 | Stephen Cummings | FR | Redlands | 26:24.6 | 46 |
| 66 | Bailey Rockholt | JR | UC Riverside | 26:25.2 | 47 |
| 67 | Frank Assumma | SR | Unattached | 26:26.8 | |
| 68 | Caleb Ream | SO | Utah Valley | 26:27.6 | 48 |
| 69 | Jayson Oliver | FR | San Marcos | 26:28.6 | 49 |
| 70 | Nicandro Rosas | | Unattached | 26:29.6 | |
| 71 | Joshua Aguayo | FR | Mt. SAC | 26:30.7 | 50 |
| 72 | Miles Jones | JR | Caltech | 26:32.0 | 51 |
| 73 | Matthew Farnsworth | FR | Redlands | 26:32.9 | 52 |
| 74 | Max Miller | SO | San Marcos | 26:33.3 | 53 |
| 75 | Rafael Burger | SR | Claremont-Mudd-Scripps | 26:33.5 | 54 |
| 76 | Jesse O'Campo | FR | Vanguard | 26:34.7 | 55 |

Race 4 - Men Open - 8K

9/16/2023 - 8:55am

Individual Results

| Place | Name | Grade | Team | Time | Points |
|-------|-------------------|-------|----------------------------|---------|--------|
| 77 | Braden Oberg | FR | San Marcos | 26:35.1 | 56 |
| 78 | Quentin Davis | FR | Paradise Valley | 26:35.2 | |
| 79 | Felix Diaz | SO | UC Riverside | 26:35.7 | 57 |
| 80 | Isaac Torres | FR | Mt. SAC | 26:38.6 | 58 |
| 81 | Jack Elfenbaum | FR | Occidental | 26:39.8 | 59 |
| 82 | Thomas MacLean | JR | Caltech | 26:40.1 | 60 |
| 83 | Reyeshaud Becenti | FR | CUI | 26:41.3 | 61 |
| 84 | Cole Ridenour | JR | CUI | 26:42.3 | 62 |
| 85 | Miles Roberts | SO | Utah Valley | 26:43.1 | 63 |
| 86 | Kai Smith | SO | CSUN | 26:43.4 | |
| 87 | Cooper Anderson | SO | Vanguard | 26:44.3 | 64 |
| 88 | Luis Silva | SR | CSUN | 26:45.0 | |
| 89 | Nicolas Acosta | JR | Azusa Pacific | 26:45.2 | 65 |
| 90 | Michael Ortiz | FR | Mt. SAC | 26:45.6 | |
| 91 | Isaiah Duport | JR | CUI | 26:46.7 | 66 |
| 92 | Nate Cruz | | Unattached | 26:48.0 | |
| 93 | Thomas Pickford | SR | Utah Valley | 26:48.6 | 67 |
| 94 | Gil Bothwell | JR | Chapman | 26:49.4 | 68 |
| 95 | Cruz Vasquez | FR | Unattached | 26:49.9 | |
| 96 | Diego Valdes | FR | UC Riverside | 26:50.3 | 69 |
| 97 | Andrew Oseguera | SO | Mt. SAC | 26:51.1 | |
| 98 | Brock Norseth | FR | Redlands | 26:52.0 | |
| 99 | Robby Foster | SR | Grand Canyon | 26:53.0 | |
| 100 | Noe Barraza | FR | Occidental | 26:53.7 | 70 |
| 101 | Luis Diaz | JR | Hope Int'l | 26:54.8 | 71 |
| 102 | Raemon Rodriguez | FR | CUI | 26:55.6 | 72 |
| 103 | Isaac Becerra | FR | Mt. SAC | 26:56.8 | |
| 104 | Aidan Streatly | SR | Redlands | 26:57.6 | |
| 105 | Kaleb McElfish | FR | Pepperdine | 26:57.7 | 73 |
| 106 | Anthony Kennen | SO | Vanguard | 26:58.0 | 74 |
| 107 | Jason Duarte | | Unattached | 26:58.9 | |
| 108 | Louis DeLano | SO | Claremont-Mudd-Scr ipps | 26:59.1 | 75 |
| 109 | Jesus Retiguin | JR | Unattached | 26:59.5 | |
| 110 | John Bard | SO | Pomona-Pitzer | 26:59.7 | 76 |
| 111 | Logan Berkley | FR | Mt. SAC | 27:00.1 | |
| 112 | Ethan Lee | SO | Unattached | 27:00.1 | |
| 113 | Nicholas Roach | SR | Utah Tech | 27:01.2 | |
| 114 | Collin Manning | FR | Utah Tech | 27:02.2 | |

| Place | Name | Grade | Team | Time | Points |
|-------|--------------------------|-------|----------------------------|---------|--------|
| 115 | Davin Soto | JR | Park Gilbert | 27:02.8 | |
| 116 | Gavin Hellerstedt | SO | CUI | 27:04.0 | 77 |
| 117 | Mac Eliason | SO | Grand Canyon | 27:04.5 | |
| 118 | Dash Lipsey | SR | Pomona-Pitzer | 27:07.8 | 78 |
| 119 | Brian Martinez | JR | Azusa Pacific | 27:08.5 | 79 |
| 120 | Hunter Thu | JR | Pomona-Pitzer | 27:09.5 | 80 |
| 121 | Fernando Cortez | FR | La Verne | 27:10.3 | 81 |
| 122 | Luke Valerio | SO | Chapman | 27:12.8 | 82 |
| 123 | Jesus II | JR | Unattached | 27:13.5 | |
| 124 | Harrison Connors | FR | UNA-UC Riverside | 27:15.2 | |
| 125 | Nolan Richey | FR | Southern Nevada | 27:15.5 | 83 |
| 126 | Sebastian Groom | SO | Pomona-Pitzer | 27:15.9 | 84 |
| 127 | Matthew Jabro | SO | Claremont-Mudd-Scr ipps | 27:16.4 | 85 |
| 128 | Joshua Maguire | | Unattached | 27:17.0 | |
| 129 | Emilio Nunez | FR | Fresno State | 27:17.4 | 86 |
| 130 | Dylan Gatua | JR | Unattached | 27:18.8 | |
| 131 | Dominic Gonzales | | Unattached | 27:22.1 | |
| 132 | Cris Carrillo | JR | San Marcos | 27:22.8 | 87 |
| 133 | Noah Highsmith | FR | Southern Nevada | 27:23.2 | 88 |
| 134 | Mario Fernandez | FR | Paradise Valley | 27:25.8 | |
| 135 | Bailey Oswald | FR | Southern Utah | 27:26.2 | 89 |
| 136 | Raja Batra | SR | Claremont-Mudd-Scr ipps | 27:27.1 | 90 |
| 137 | Roberto Reynoso | JR | La Verne | 27:28.2 | 91 |
| 138 | Joshua Meneses-Snyder | FR | Azusa Pacific | 27:28.4 | 92 |
| 139 | Andrew Eisenberg | FR | Occidental | 27:28.9 | |
| 140 | Manuel Debarros | SO | Mt. SAC | 27:30.3 | |
| 141 | Finlay McAfee | FR | Occidental | 27:31.0 | |
| 142 | Ommar Arroyo | FR | Vanguard | 27:33.2 | 93 |
| 143 | Daniel Voyles | SO | Claremont-Mudd-Scr ipps | 27:36.1 | 94 |
| 144 | Daniel Whitaker | SO | Pepperdine | 27:37.3 | 95 |
| 145 | Nathan Limon | FR | Hope Int'l | 27:37.5 | 96 |
| 146 | Zachary Cadima | JR | UC Riverside | 27:38.1 | 97 |
| 147 | Angel Arredondo | JR | Unattached | 27:38.6 | |
| 148 | Nathaniel Lannen | SR | Pepperdine | 27:38.7 | 98 |
| 149 | Gabriel Kotero | FR | Southern Nevada | 27:39.1 | 99 |
| 150 | Joshua Lo | JR | Occidental | 27:39.2 | |

Race 4 - Men Open - 8K

9/16/2023 - 8:55am

Individual Results

| Place | Name | Grade | Team | Time | Points |
|-------|--------------------|-------|----------------------------|---------|--------|
| 151 | Raye Duarte | FR | La Verne | 27:39.5 | 100 |
| 152 | Bryce Tondryk | JR | CUI | 27:39.8 | |
| 153 | Henry Hicks | FR | Pepperdine | 27:41.1 | 101 |
| 154 | Corbin Martin | JR | Utah Tech | 27:41.1 | |
| 155 | Ryan Chan | SR | Caltech | 27:44.0 | 102 |
| 156 | Jacob Egan | JR | Utah Valley | 27:44.4 | |
| 157 | Diego Pineda | JR | Hope Int'l | 27:46.1 | 103 |
| 158 | Cameron Riccio | SO | Whittier | 27:48.7 | |
| 159 | Patrick Martinez | SR | Caltech | 27:49.8 | 104 |
| 160 | Elijah Dinneweth | SO | Mt. SAC | 27:50.8 | |
| 161 | Alex Aceves | JR | Unattached | 27:51.1 | |
| 162 | Zach Leith | JR | Chapman | 27:53.5 | 105 |
| 163 | Devin Alanis | FR | La Verne | 27:58.8 | 106 |
| 164 | Jonathan Bennett | JR | Caltech | 28:01.6 | |
| 165 | Evan Mayo | FR | Unattached | 28:03.0 | |
| 166 | Jacob Garcia | SO | Unattached | 28:03.3 | |
| 167 | Easton Means | SR | Redlands | 28:04.4 | |
| 168 | Andy Avalos | FR | Hope Int'l | 28:04.6 | 107 |
| 169 | Isaac Stockton | FR | La Verne | 28:09.7 | 108 |
| 170 | Gustavo Najera | FR | Mt. SAC | 28:10.8 | |
| 171 | Quinten Carney | SO | Claremont-Mudd-Scr ipps | 28:11.1 | 109 |
| 172 | Noah Holden | FR | Grand Canyon | 28:13.9 | |
| 173 | Nathan Jay | FR | Caltech | 28:15.3 | |
| 174 | Elijah Williams | FR | Fresno State | 28:19.4 | 110 |
| 175 | Ian McArthur | FR | Occidental | 28:20.0 | |
| 176 | Edward Carrillo | JR | La Verne | 28:20.9 | 111 |
| 177 | Chris Pukszta | SR | Caltech | 28:23.2 | |
| 178 | Evan Williams | SO | Pomona-Pitzer | 28:23.4 | 112 |
| 179 | Christian Santana | SR | Fresno State | 28:24.5 | 113 |
| 180 | Ron Larrieu | | Unattached | 28:25.8 | |
| 181 | Kyle Piper | SR | Caltech | 28:27.0 | |
| 182 | Duncan Speirs | SR | Pomona-Pitzer | 28:31.0 | |
| 183 | Jaime Gonzalez | SO | Mt. SAC | 28:31.8 | |
| 184 | Alejandro Ayala | JR | Redlands | 28:32.3 | |
| 185 | Jacob Beardemphl | FR | Chapman | 28:32.8 | 114 |
| 186 | Sebastian Metoyer | FR | Hope Int'l | 28:34.3 | 115 |
| 187 | Bryan Trujillo | SR | Fresno Pacific | 28:39.7 | |
| 188 | Josue Corona Solis | JR | Occidental | 28:42.1 | |

| Place | Name | Grade | Team | Time | Points |
|-------|--------------------------|-------|----------------------------|---------|--------|
| 189 | Morgan Faunce | SR | Hope Int'l | 28:43.2 | 116 |
| 190 | Jason Liang | SO | Claremont-Mudd-Scr ipps | 28:44.8 | 117 |
| 191 | Dion Dial | FR | Southern Nevada | 28:51.7 | 118 |
| 192 | Joseph O'Donnell | FR | Redlands | 28:55.6 | |
| 193 | Joseph Cox | JR | Pomona-Pitzer | 28:55.8 | |
| 194 | Samuel Nussbaum | FR | Occidental | 28:57.4 | |
| 195 | Juan Zamora | SR | Fresno Pacific | 29:03.9 | |
| 196 | Mario Balderas | FR | Hope Int'l | 29:06.4 | |
| 197 | Richard Hoffman | FR | Caltech | 29:07.2 | |
| 198 | Josh Abeyta | SO | Occidental | 29:07.4 | |
| 199 | Emmanuel Gizaw | FR | Southern Nevada | 29:10.9 | 119 |
| 200 | Josh Gehring | SO | Pomona-Pitzer | 29:18.4 | |
| 201 | Tyler Coker | SO | Chapman | 29:20.8 | 120 |
| 202 | Andres Flores-Marquez | JR | La Verne | 29:23.2 | |
| 203 | Alex Landolfi | SO | Southern Nevada | 29:27.2 | 121 |
| 204 | Jonathan Henry | FR | Occidental | 29:27.8 | |
| 205 | Mason Dupler | SO | Chapman | 29:36.7 | |
| 206 | Payton Kubalsky | JR | Vanguard | 29:36.9 | 122 |
| 207 | Justin Ramirez | JR | Vanguard | 29:36.9 | 123 |
| 208 | Aidan Lundstrom | FR | Southern Nevada | 29:57.4 | |
| 209 | Lucas Turano | SO | Chapman | 30:04.9 | |
| 210 | Kiyoshi Todd | SO | Whittier | 30:08.9 | |
| 211 | Jarren Tenakhongva | FR | Tohono O'odham CC | 30:10.3 | |
| 212 | Adam Cohan | SR | Claremont-Mudd-Scr ipps | 30:10.9 | |
| 213 | Anthony Castro | SR | Fresno Pacific | 30:20.9 | |
| 214 | William Stark | JR | Occidental | 30:32.1 | |
| 215 | Evan McReynolds | SO | CBU | 30:35.3 | |
| 216 | Mason Eardley | FR | Utah Tech | 30:36.1 | |
| 217 | Shaunanthony Pashano | SO | Tohono O'odham CC | 30:41.9 | |
| 218 | CJ Lapurga | FR | Redlands | 30:42.0 | |
| 219 | Sasha Hale | FR | La Verne | 30:47.8 | |
| 220 | Joseph Martinez | FR | Redlands | 30:57.5 | |
| 221 | Ethan Stinnett | JR | CUI | 31:05.6 | |
| 222 | Jordan Ostby | SR | Caltech | 31:12.9 | |
| 223 | Steve Garcia | SO | Caltech | 31:58.5 | |
| 224 | Isaiah Pashano | FR | Tohono O'odham CC | 32:03.9 | |

Race 4 - Men Open - 8K

9/16/2023 - 8:55am

Individual Results

| Place | Name | Grade | Team | Time | Points |
|-------|------------------------|-------|-------------------|---------|--------|
| 225 | Landen Goseyun | FR | Tohono O'odham CC | 32:47.4 | |
| 226 | Yu Chen Yong | JR | Fresno State | 33:24.7 | 124 |
| 227 | Jason Lee | | USC Club Track | 33:50.6 | |
| 228 | Lorenz Argy Magnaye | | USC Club Track | 33:52.0 | |
| 229 | Aiden Reed | SO | Southern Nevada | 34:34.9 | |
| 230 | Damian Escareno | FR | Southern Nevada | 34:40.1 | |
| 231 | Kevin Kiely | JR | Unattached | 38:21.2 | |
| 232 | Tomisin Boyejo | | USC Club Track | 39:27.2 | |