


















# Carlsbad Grit & Grind XC Challenge

## Rancho Carlsbad Golf Course

### Race 5 - Girls Green Varsity - 3 Mile

9/23/2023 - 9:40am

### Team Results

| Place | Team   | Score | Team Time | Runner Avg | Avg Mile | 5 Man Gap | Finish Order                | Scoring Order        |
|-------|--|-------|-----------|------------|----------|-----------|-----------------------------|----------------------|
| 1     |  Cerritos                   | 103   | 1:51:28   | 22:18      | 7:26     | 2:54      | 5-16-29-30-58-77-78         | 5-13-22-23-40-51-52  |
| 2     |  Northwood                  | 108   | 1:51:02   | 22:13      | 7:25     | 4:14      | 6-8-22-23-87                | 6-8-17-18-59         |
| 3     |  Bonita Vista               | 111   | 1:51:41   | 22:21      | 7:27     | 4:04      | 7-12-17-28-86-96            | 7-11-14-21-58-62     |
| 4     | The King's Academy   | 140   | 1:55:00   | 23:00      | 7:40     | 5:50      | 3-25-34-35-101              | 3-20-25-26-66        |
| 5     |  Crean Lutheran             | 147   | 1:54:09   | 22:50      | 7:37     | 5:51      | 1-10-51-54-98-105           | 1-9-36-37-64-69      |
| 6     |  Mission Hills              | 149   | 1:55:55   | 23:11      | 7:44     | 1:50      | 21-40-43-47-62-63-83        | 16-28-30-33-42-43-55 |
| 7     |  North Phoenix Prep        | 155   | 1:54:22   | 22:53      | 7:38     | 4:05      | 2-15-70-73-74-100-106       | 2-12-46-47-48-65-70  |
| 8     |  West Hills               | 168   | 1:56:07   | 23:14      | 7:45     | 3:04      | 19-24-48-65-84-93           | 15-19-34-44-56-61    |
| 9     |  San Marcos               | 177   | 1:57:41   | 23:33      | 7:51     | 0:37      | 38-46-55-56-59-85           | 27-32-38-39-41-57    |
| 10    | Arbor View   | 205   | 1:59:27   | 23:54      | 7:58     | 1:40      | 33-42-75-76-79              | 24-29-49-50-53       |
| 11    |  United Christian Academy | 217   | 2:00:31   | 24:07      | 8:03     | 5:53      | 4-44-81-92-104              | 4-31-54-60-68        |
| 12    |  Calvin Christian         | 266   | 2:05:37   | 25:08      | 8:23     | 6:26      | 11-68-97-109-115-121        | 10-45-63-72-76-80    |
| 13    |  Rancho Verde             | 328   | 2:11:15   | 26:15      | 8:45     | 3:48      | 49-108-110-112-114          | 35-71-73-74-75       |
| 14    | Magnolia Science Academy (Van Nuys)  | 397   | 2:28:11   | 29:39      | 9:53     | 5:09      | 102-120-124-126-127-129-130 | 67-79-82-84-85-87-88 |
| 15    |  Coastal Academy          | 405   | 2:33:13   | 30:39      | 10:13    | 8:30      | 116-118-123-125-128         | 77-78-81-83-86       |
| DNP   |  Ontario                  |       | 1:32:38   | 23:10      | 7:44     |           | 13-37-69-72                 | 4 Runners            |
| DNP   |  Gilbert Christian        |       | 1:35:05   | 23:47      | 7:56     |           | 26-41-60-94                 | 4 Runners            |
| DNP   |  Northview                |       | 1:37:55   | 24:29      | 8:10     |           | 14-71-88-113                | 4 Runners            |
| DNP   |  The Bishop's School      |       | 1:43:45   | 25:57      | 8:39     |           | 67-95-99-117                | 4 Runners            |
| DNP   |  La Jolla Country Day     |       | 1:09:37   | 23:13      | 7:45     |           | 31-36-64                    | 3 Runners            |

# Race 5 - Girls Green Varsity - 3 Mile

9/23/2023 - 9:40am

## Team Results

| Place | Team   | Score | Team Time | Runner Avg | Avg Mile | 5 Man Gap | Finish Order | Scoring Order |
|-------|--|-------|-----------|------------|----------|-----------|--------------|---------------|
| DNP   |  Our Lady of Peace          |       | 1:14:05   | 24:42      | 8:14     |           | 45-66-107    | 3 Runners     |
| DNP   |  Excelsior Education Center |       | 1:18:19   | 26:07      | 8:43     |           | 53-90-122    | 3 Runners     |
| DNP   |  Francis Parker             |       | 43:32     | 21:46      | 7:16     |           | 9-27         | 2 Runners     |
| DNP   |  Savanna                    |       | 46:16     | 23:08      | 7:43     |           | 18-80        | 2 Runners     |
| DNP   |  Elsinore                   |       | 46:35     | 23:18      | 7:46     |           | 20-82        | 2 Runners     |
| DNP   |  Murrieta Mesa              |       | 46:38     | 23:19      | 7:47     |           | 32-61        | 2 Runners     |
| DNP   |  Sage Creek                 |       | 47:03     | 23:32      | 7:51     |           | 50-52        | 2 Runners     |
| DNP   |  High Tech High NC          |       | 50:07     | 25:04      | 8:22     |           | 57-103       | 2 Runners     |
| DNP   |  San Bernardino             |       | 55:29     | 27:45      | 9:15     |           | 111-119      | 2 Runners     |
| DNP   |  Maranatha Christian        |       | 23:12     | 23:12      | 7:44     |           | 39           | 1 Runner      |
| DNP   |  Tri-City Christian        |       | 25:11     | 25:11      | 8:24     |           | 89           | 1 Runner      |
| DNP   |  Foothills Christian      |       | 25:18     | 25:18      | 8:26     |           | 91           | 1 Runner      |

# Race 5 - Girls Green Varsity - 3 Mile

9/23/2023 - 9:40am

## Individual Results

| Place | Name                       | Grade | Team                     | Time    | Points |
|-------|----------------------------|-------|--------------------------|---------|--------|
| 1     | Gwendy Mo                  | 10    | Crean Lutheran           | 20:02.8 | 1      |
| 2     | Catie Case                 | 12    | North Phoenix Prep       | 20:12.9 | 2      |
| 3     | Anjalia Sassone            | 12    | The King's Academy       | 20:34.9 | 3      |
| 4     | Chloe Riedel               | 10    | United Christian Academy | 20:37.9 | 4      |
| 5     | Dani Romero                | 10    | Cerritos                 | 20:47.7 | 5      |
| 6     | Charlotte Collins-Williams | 9     | Northwood                | 20:49.7 | 6      |
| 7     | Leiani Wilson              | 10    | Bonita Vista             | 20:58.9 | 7      |
| 8     | Maia Murthy                | 9     | Northwood                | 21:01.5 | 8      |
| 9     | Lindsay Clive-Smith        | 12    | Francis Parker           | 21:01.7 |        |
| 10    | Alexis Landrus             | 9     | Crean Lutheran           | 21:02.8 | 9      |
| 11    | Sophie Mommelaar           | 12    | Calvin Christian         | 21:17.0 | 10     |
| 12    | Olympia Jara               | 11    | Bonita Vista             | 21:17.6 | 11     |
| 13    | Gloria Lepe                | 12    | Ontario                  | 21:19.7 |        |
| 14    | Genesis Sanchez            | 10    | Northview                | 21:29.1 |        |
| 15    | Aslyn Lindsay              | 9     | North Phoenix Prep       | 21:30.8 | 12     |
| 16    | Daisy Lee                  | 9     | Cerritos                 | 21:34.0 | 13     |
| 17    | Sophia Ambriz              | 9     | Bonita Vista             | 21:40.3 | 14     |
| 18    | Valeria Martinez           | 12    | Savanna                  | 21:40.5 |        |
| 19    | Taya O'Harran              | 12    | West Hills               | 21:46.6 | 15     |
| 20    | Valerie Acosta             | 10    | Elsinore                 | 21:53.1 |        |
| 21    | Simone Soricelli           | 9     | Mission Hills            | 21:59.3 | 16     |
| 22    | Kasia Lien                 | 9     | Northwood                | 21:59.8 | 17     |
| 23    | Braelynn Lynch             | 9     | Northwood                | 22:07.6 | 18     |
| 24    | Mikaela Estrada            | 10    | West Hills               | 22:07.7 | 19     |
| 25    | Amanda Ting                | 11    | The King's Academy       | 22:09.0 | 20     |
| 26    | Evelyn Sees                | 12    | Gilbert Christian        | 22:29.3 |        |
| 27    | Eden Smith                 | 12    | Francis Parker           | 22:30.1 |        |
| 28    | Renee Khuong               | 10    | Bonita Vista             | 22:41.5 | 21     |
| 29    | Nandini Panchal            | 9     | Cerritos                 | 22:42.2 | 22     |
| 30    | Zilian Liu                 | 11    | Cerritos                 | 22:42.5 | 23     |
| 31    | JoJo Criado                | 11    | La Jolla Country Day     | 22:46.9 |        |
| 32    | Melanie Salazar            | 12    | Murrieta Mesa            | 22:49.1 |        |
| 33    | Mila Oglevee               | 10    | Arbor View               | 22:53.4 | 24     |
| 34    | Andrea Chen                | 11    | The King's Academy       | 22:54.9 | 25     |
| 35    | Bethany Grant              | 12    | The King's Academy       | 22:55.6 | 26     |
| 36    | Laila Mirkazemi            | 12    | La Jolla Country Day     | 22:56.0 |        |
| 37    | Sophia Garcia              | 12    | Ontario                  | 23:05.6 |        |
| 38    | Naomi Allen                | 12    | San Marcos               | 23:09.8 | 27     |

| Place | Name                     | Grade | Team                       | Time    | Points |
|-------|--------------------------|-------|----------------------------|---------|--------|
| 39    | Alannah Woizeschke       | 10    | Maranatha Christian        | 23:11.3 |        |
| 40    | Keira Klima              | 10    | Mission Hills              | 23:15.7 | 28     |
| 41    | Brianna Pauser           | 11    | Gilbert Christian          | 23:19.8 |        |
| 42    | Lola Austin              | 10    | Arbor View                 | 23:22.8 | 29     |
| 43    | Sarah Flores             | 11    | Mission Hills              | 23:23.1 | 30     |
| 44    | Ella Riedel              | 12    | United Christian Academy   | 23:23.6 | 31     |
| 45    | Isabella Bayona          | 11    | Our Lady of Peace          | 23:26.0 |        |
| 46    | Janice Merino            | 11    | San Marcos                 | 23:26.3 | 32     |
| 47    | Camille Fischer          | 9     | Mission Hills              | 23:26.6 | 33     |
| 48    | Kristina Deal            | 11    | West Hills                 | 23:26.9 | 34     |
| 49    | Gabriela Cardoso         | 12    | Rancho Verde               | 23:27.1 | 35     |
| 50    | Micheala Gergurich       | 11    | Sage Creek                 | 23:28.6 |        |
| 51    | Sydney Canett            | 9     | Crean Lutheran             | 23:31.9 | 36     |
| 52    | Camilla Gimov            | 12    | Sage Creek                 | 23:33.6 |        |
| 53    | Juliette Amaya           | 12    | Excelsior Education Center | 23:35.6 |        |
| 54    | Adelaide Hare            | 10    | Crean Lutheran             | 23:37.9 | 37     |
| 55    | Emma Potter              | 10    | San Marcos                 | 23:38.5 | 38     |
| 56    | Lina Meyer               | 10    | San Marcos                 | 23:39.4 | 39     |
| 57    | Lila Gladden             | 10    | High Tech High NC          | 23:39.9 |        |
| 58    | Shannon Meneses          | 12    | Cerritos                   | 23:41.5 | 40     |
| 59    | Aasha Bishop             | 12    | San Marcos                 | 23:46.8 | 41     |
| 60    | Harper Carr              | 12    | Gilbert Christian          | 23:47.7 |        |
| 61    | April Diaz               | 12    | Murrieta Mesa              | 23:48.1 |        |
| 62    | Isabella Nolasco         | 11    | Mission Hills              | 23:49.3 | 42     |
| 63    | Kaitlyn Kellerman        | 9     | Mission Hills              | 23:53.4 | 43     |
| 64    | Mia Heppner              | 9     | La Jolla Country Day       | 23:53.6 |        |
| 65    | Sophia Tarantino Pineiro | 11    | West Hills                 | 23:54.8 | 44     |
| 66    | Olivia Shull             | 12    | Our Lady of Peace          | 23:56.8 |        |
| 67    | Isabella Bredt           | 9     | The Bishop's School        | 23:57.2 |        |
| 68    | Noemi Mayer              | 9     | Calvin Christian           | 23:59.8 | 45     |
| 69    | Leslie Trigotenco        | 12    | Ontario                    | 24:01.1 |        |
| 70    | Hadley Pearson           | 10    | North Phoenix Prep         | 24:05.9 | 46     |
| 71    | Victoria Bleemers        |       | Northview                  | 24:11.3 |        |
| 72    | Carolina Lopez-Perez     | 12    | Ontario                    | 24:11.4 |        |
| 73    | Serenity Duran           | 9     | North Phoenix Prep         | 24:14.9 | 47     |
| 74    | Jaysa Boyachek           | 11    | North Phoenix Prep         | 24:17.4 | 48     |
| 75    | Madison Schrade          | 10    | Arbor View                 | 24:17.4 | 49     |

# Race 5 - Girls Green Varsity - 3 Mile

9/23/2023 - 9:40am

## Individual Results

| Place | Name               | Grade | Team                                | Time    | Points |
|-------|--------------------|-------|-------------------------------------|---------|--------|
| 76    | Karmah Katzenmeier | 9     | Arbor View                          | 24:19.4 | 50     |
| 77    | Sarah Geevarghese  | 12    | Cerritos                            | 24:22.2 | 51     |
| 78    | Anna Field         | 11    | Cerritos                            | 24:31.4 | 52     |
| 79    | Emersyn Meicher    | 10    | Arbor View                          | 24:33.2 | 53     |
| 80    | Paola Anaya        | 12    | Savanna                             | 24:34.7 |        |
| 81    | Elee Hernandez     | 12    | United Christian Academy            | 24:40.6 | 54     |
| 82    | Alexandra Carmona  | 12    | Elsinore                            | 24:41.1 |        |
| 83    | Macy Green         | 9     | Mission Hills                       | 24:48.1 | 55     |
| 84    | Kimberly Cruz      | 10    | West Hills                          | 24:50.4 | 56     |
| 85    | Yvon Venegas       | 12    | San Marcos                          | 25:01.4 | 57     |
| 86    | Natalie Hernandez  | 11    | Bonita Vista                        | 25:02.0 | 58     |
| 87    | Elisha Tran        | 10    | Northwood                           | 25:03.0 | 59     |
| 88    | Audrey Altamirano  | 11    | Northview                           | 25:05.1 |        |
| 89    | Safina Lischio     | 11    | Tri-City Christian                  | 25:10.8 |        |
| 90    | Cadence Robinson   | 11    | Excelsior Education Center          | 25:17.6 |        |
| 91    | Ashlyn Purvis      | 11    | Foothills Christian                 | 25:17.8 |        |
| 92    | Savannah Valdez    | 12    | United Christian Academy            | 25:17.9 | 60     |
| 93    | Abigail Trantalis  | 11    | West Hills                          | 25:27.4 | 61     |
| 94    | Aubrey Charvat     | 9     | Gilbert Christian                   | 25:28.1 |        |
| 95    | Veronica Yu        | 9     | The Bishop's School                 | 25:34.3 |        |
| 96    | Amanda Lee         | 9     | Bonita Vista                        | 25:42.0 | 62     |
| 97    | Analisa Saffiote   | 12    | Calvin Christian                    | 25:52.2 | 63     |
| 98    | Caroline Hoppe     | 11    | Crean Lutheran                      | 25:53.1 | 64     |
| 99    | Amelie Francois    | 10    | The Bishop's School                 | 26:01.9 |        |
| 100   | Paige Damewood     | 11    | North Phoenix Prep                  | 26:08.1 | 65     |
| 101   | Alisha Vu          | 10    | The King's Academy                  | 26:24.8 | 66     |
| 102   | Faaizah Barkat     | 10    | Magnolia Science Academy (Van Nuys) | 26:26.0 | 67     |
| 103   | Kianna Monaco      | 12    | High Tech High NC                   | 26:26.9 |        |
| 104   | Amara Nwokenna     | 12    | United Christian Academy            | 26:30.7 | 68     |
| 105   | Ava Booy           | 11    | Crean Lutheran                      | 26:35.3 | 69     |
| 106   | Mira Gardiner      | 12    | North Phoenix Prep                  | 26:35.5 | 70     |
| 107   | Pryor Holmes       | 10    | Our Lady of Peace                   | 26:41.6 |        |
| 108   | Evelyn Ramirez     | 12    | Rancho Verde                        | 26:42.5 | 71     |
| 109   | Jamie Lee          | 10    | Calvin Christian                    | 26:45.2 | 72     |
| 110   | Arianna Ramirez    | 12    | Rancho Verde                        | 26:47.5 | 73     |

| Place | Name                 | Grade | Team                                | Time    | Points |
|-------|----------------------|-------|-------------------------------------|---------|--------|
| 111   | Monserath Mena       | 11    | San Bernardino                      | 26:55.0 |        |
| 112   | Ariana Raymundo      | 9     | Rancho Verde                        | 27:03.3 | 74     |
| 113   | Nairoby Santana      | 11    | Northview                           | 27:08.8 |        |
| 114   | Allyson Richmond     | 11    | Rancho Verde                        | 27:14.5 | 75     |
| 115   | Grace Mayer          | 12    | Calvin Christian                    | 27:42.1 | 76     |
| 116   | Amelia Donar         | 9     | Coastal Academy                     | 27:57.1 | 77     |
| 117   | Emeraude Westlake    | 12    | The Bishop's School                 | 28:11.2 |        |
| 118   | Marissa Luna         | 12    | Coastal Academy                     | 28:22.5 | 78     |
| 119   | Monica Soto          | 11    | San Bernardino                      | 28:33.6 |        |
| 120   | Priya Shah-Allen     | 11    | Magnolia Science Academy (Van Nuys) | 28:52.0 | 79     |
| 121   | Gabriella Fleitas    | 11    | Calvin Christian                    | 28:57.3 | 80     |
| 122   | Isabelle Gault       | 11    | Excelsior Education Center          | 29:25.1 |        |
| 123   | Naima Falker         | 9     | Coastal Academy                     | 29:26.0 | 81     |
| 124   | Ashley Alvarado      | 9     | Magnolia Science Academy (Van Nuys) | 30:02.6 | 82     |
| 125   | Sophia Wilson        | 9     | Coastal Academy                     | 30:59.9 | 83     |
| 126   | Sara Altamirano      | 9     | Magnolia Science Academy (Van Nuys) | 31:15.1 | 84     |
| 127   | Danna Ajcip Pineda   | 9     | Magnolia Science Academy (Van Nuys) | 31:34.4 | 85     |
| 128   | Kadence Klein Patton | 11    | Coastal Academy                     | 36:26.7 | 86     |
| 129   | Rebecca Flores       | 10    | Magnolia Science Academy (Van Nuys) | 39:18.1 | 87     |
| 130   | Jacqueline Hernandez | 11    | Magnolia Science Academy (Van Nuys) | 46:49.6 | 88     |