






















Coach Downey XC Classic - High School

Morley Field

Race 2 - JV Boys - 5K

9/29/2023 - 3:00pm










Team Results - Overall

| Place | Team | Score | Team Time | Runner Avg | Avg Mile | 5 Man Gap | Finish Order | Scoring Order |
|-------|---|-------|-----------|------------|----------|-----------|------------------------|----------------------|
| 1 |  Calvin Christian | 77 | 1:41:41 | 20:21 | 6:33 | 3:29 | 2-5-8-17-67 | 2-5-7-13-50 |
| 2 |  Classical Academy | 83 | 1:43:08 | 20:38 | 6:39 | 1:17 | 7-13-24-28-29-43-65 | 6-10-20-23-24-34-48 |
| 3 |  Liberty Charter | 83 | 1:42:15 | 20:27 | 6:35 | 2:33 | 1-12-20-30-40-48-57 | 1-9-16-25-32-38-45 |
| 4 |  Southwest (SD) | 90 | 1:42:56 | 20:36 | 6:38 | 2:15 | 3-16-19-35-39 | 3-12-15-29-31 |
| 5 |  The Bishop's School | 134 | 1:46:41 | 21:21 | 6:53 | 2:27 | 22-23-25-27-77 | 18-19-21-22-54 |
| 6 |  High Tech High NC | 140 | 1:46:20 | 21:16 | 6:51 | 1:06 | 18-32-36-41-46-47-73 | 14-27-30-33-36-37-52 |
| 7 |  Santa Fe Christian | 173 | 1:48:31 | 21:43 | 7:00 | 2:53 | 15-34-44-56-78 | 11-28-35-44-55 |
| 8 |  Mater Dei Catholic | 205 | 1:55:58 | 23:12 | 7:28 | 10:02 | 4-21-75-83-117 | 4-17-53-58-73 |
| 9 |  Maranatha Christian | 224 | 1:54:13 | 22:51 | 7:22 | 6:14 | 10-58-59-82-106 | 8-46-47-57-66 |
| 10 |  St Augustine | 232 | 1:51:56 | 22:24 | 7:13 | 1:48 | 51-52-55-66-84-90 | 40-41-43-49-59-61 |
| 11 |  Sherman Indian | 263 | 2:00:53 | 24:11 | 7:47 | 5:23 | 31-49-101-104-110 | 26-39-64-65-69 |
| 12 |  O'Farrell Charter | 278 | 1:58:10 | 23:38 | 7:37 | 2:55 | 54-68-86-96-97-113-119 | 42-51-60-62-63-71-74 |
| 13 |  Holtville | 333 | 2:12:29 | 26:30 | 8:32 | 5:02 | 81-107-109-112-114-121 | 56-67-68-70-72-75 |
| DNP |  Mission Bay | | 1:24:18 | 21:05 | 6:47 | | 6-11-53-64 | 4 Runners |
| DNP |  Del Lago Academy | | 1:25:40 | 21:25 | 6:54 | | 9-33-37-76 | 4 Runners |
| DNP |  Brawley | | 1:32:08 | 23:02 | 7:25 | | 45-61-69-102 | 4 Runners |
| DNP |  Mountain Empire | | 1:35:29 | 23:53 | 7:41 | | 74-79-87-100 | 4 Runners |
| DNP |  Pacific Ridge | | 1:43:58 | 26:00 | 8:22 | | 63-91-98-122 | 4 Runners |
| DNP |  Madison | | 1:45:39 | 26:25 | 8:31 | | 60-93-115-118 | 4 Runners |
| DNP |  Julian | | 1:05:39 | 21:53 | 7:03 | | 14-71-72 | 3 Runners |
| DNP |  Castle Park | | 1:13:05 | 24:22 | 7:51 | | 80-88-103 | 3 Runners |

Race 2 - JV Boys - 5K

9/29/2023 - 3:00pm

Team Results - Overall

| Place | Team | Score | Team Time | Runner Avg | Avg Mile | 5 Man Gap | Finish Order | Scoring Order |
|-------|--|-------|-----------|------------|----------|-----------|--------------|---------------|
| DNP |  Army-Navy Academy | | 1:15:08 | 25:03 | 8:04 | | 50-108-111 | 3 Runners |
| DNP |  High Tech (CV) | | 1:24:06 | 28:02 | 9:02 | | 94-116-120 | 3 Runners |
| DNP |  Christian | | 45:14 | 22:37 | 7:17 | | 26-89 | 2 Runners |
| DNP |  El Cajon Valley | | 46:47 | 23:24 | 7:32 | | 38-99 | 2 Runners |
| DNP |  Palo Verde | | 47:02 | 23:31 | 7:35 | | 62-95 | 2 Runners |
| DNP |  Foothills Christian | | 47:39 | 23:50 | 7:41 | | 42-105 | 2 Runners |
| DNP |  The Preuss School | | 57:16 | 28:38 | 9:13 | | 92-123 | 2 Runners |
| DNP |  La Jolla Country Day | | 22:41 | 22:41 | 7:18 | | 70 | 1 Runner |
| DNP |  Tri-City Christian | | 23:39 | 23:39 | 7:37 | | 85 | 1 Runner |

Race 2 - JV Boys - 5K

9/29/2023 - 3:00pm

Individual Results - Overall

| Place | Name | Grade | Team | Time | Points |
|-------|---------------------------|-------|---------------------|---------|--------|
| 1 | Marcos Heers | 10 | Liberty Charter | 18:55.7 | 1 |
| 2 | Marion Cools | 10 | Calvin Christian | 19:05.8 | 2 |
| 3 | Fernando Reynoso | 9 | Southwest (SD) | 19:11.6 | 3 |
| 4 | Braulio Aguilar | 10 | Mater Dei Catholic | 19:19.8 | 4 |
| 5 | Caleb Postma | 9 | Calvin Christian | 19:31.4 | 5 |
| 6 | Andres Alvarez | 11 | Mission Bay | 19:49.7 | |
| 7 | Titus Bacardi | 12 | Classical Academy | 19:51.2 | 6 |
| 8 | Quentin Verhoeven | 12 | Calvin Christian | 19:53.6 | 7 |
| 9 | Saul Perez | 9 | Del Lago Academy | 19:56.4 | |
| 10 | Jack Brodie | 9 | Maranatha Christian | 20:00.6 | 8 |
| 11 | Aidan Kulij | 10 | Mission Bay | 20:01.0 | |
| 12 | Josiah Svendsen | 9 | Liberty Charter | 20:05.9 | 9 |
| 13 | Esteban Angeles | 10 | Classical Academy | 20:06.7 | 10 |
| 14 | Temet Borello | 10 | Julian | 20:17.1 | |
| 15 | Michael Adcox | 11 | Santa Fe Christian | 20:21.6 | 11 |
| 16 | Jorge Montalvo-Lopez | 12 | Southwest (SD) | 20:24.8 | 12 |
| 17 | Tyler Hoff | 10 | Calvin Christian | 20:34.6 | 13 |
| 18 | Ian Crawford | 11 | High Tech High NC | 20:34.8 | 14 |
| 19 | Damian Flores-Bejar | 12 | Southwest (SD) | 20:35.9 | 15 |
| 20 | Trevor Voss | 12 | Liberty Charter | 20:36.3 | 16 |
| 21 | Manuel Hernandez | 9 | Mater Dei Catholic | 20:39.7 | 17 |
| 22 | Ayaan Mahmud | 9 | The Bishop's School | 20:44.9 | 18 |
| 23 | Eric Chen | 12 | The Bishop's School | 20:47.8 | 19 |
| 24 | Benjamin Nance | 9 | Classical Academy | 20:55.6 | 20 |
| 25 | Rohan Laurent | 12 | The Bishop's School | 20:56.7 | 21 |
| 26 | Blake Mathe | 9 | Christian | 20:59.6 | |
| 27 | Noan Cheng | 10 | The Bishop's School | 20:59.7 | 22 |
| 28 | Jonathan Cowles | 11 | Classical Academy | 21:06.0 | 23 |
| 29 | Eddy Hodgson | 9 | Classical Academy | 21:07.9 | 24 |
| 30 | Ethan Acosta | 9 | Liberty Charter | 21:08.5 | 25 |
| 31 | Andrew Tillman | 11 | Sherman Indian | 21:11.0 | 26 |
| 32 | Declan Lancas | 11 | High Tech High NC | 21:11.5 | 27 |
| 33 | Mason Wiese | 9 | Del Lago Academy | 21:13.8 | |
| 34 | Esteban Contreras-Nicolas | 11 | Santa Fe Christian | 21:16.7 | 28 |
| 35 | Giancarlo Sison | 11 | Southwest (SD) | 21:17.6 | 29 |
| 36 | Matthew Larkins | 11 | High Tech High NC | 21:23.4 | 30 |
| 37 | Ruben Aguirre | 12 | Del Lago Academy | 21:25.1 | |

| Place | Name | Grade | Team | Time | Points |
|-------|----------------------------|-------|----------------------|---------|--------|
| 38 | Gustavo Navarro Villarreal | 9 | El Cajon Valley | 21:25.1 | |
| 39 | Yasir Lopez | 11 | Southwest (SD) | 21:26.0 | 31 |
| 40 | Noah Hogan | 11 | Liberty Charter | 21:27.9 | 32 |
| 41 | Milan Quintero | 12 | High Tech High NC | 21:29.8 | 33 |
| 42 | Elijah Hernandez | 10 | Foothills Christian | 21:30.0 | |
| 43 | Lucas Gutierrez | 11 | Classical Academy | 21:30.4 | 34 |
| 44 | Wyatt Bianchi | 10 | Santa Fe Christian | 21:37.8 | 35 |
| 45 | Joshua Leon | 11 | Brawley | 21:39.8 | |
| 46 | Ethan Stevenson | 11 | High Tech High NC | 21:40.4 | 36 |
| 47 | Matthew Chaidez | 12 | High Tech High NC | 21:44.6 | 37 |
| 48 | Daniel Tsikalov | 9 | Liberty Charter | 21:46.0 | 38 |
| 49 | Michael Ferrell | 10 | Sherman Indian | 21:48.7 | 39 |
| 50 | Lucas Levine | 10 | Army-Navy Academy | 21:49.9 | |
| 51 | Cooper Brosnan | 9 | St Augustine | 21:50.7 | 40 |
| 52 | Jacob Schodowski | 10 | St Augustine | 21:53.0 | 41 |
| 53 | Alson Wurster | 9 | Mission Bay | 21:54.6 | |
| 54 | Devin Bacon | 9 | O'Farrell Charter | 21:55.6 | 42 |
| 55 | Matthew Mawien | 12 | St Augustine | 21:59.4 | 43 |
| 56 | kyan Klijian | 11 | Santa Fe Christian | 22:01.0 | 44 |
| 57 | Jonathon Scott | 10 | Liberty Charter | 22:05.8 | 45 |
| 58 | Jordan Sleder | 9 | Maranatha Christian | 22:10.6 | 46 |
| 59 | Ozzie Leighton | 9 | Maranatha Christian | 22:13.7 | 47 |
| 60 | Landis Nguyen | 9 | Madison | 22:16.4 | |
| 61 | Sebastian Zamarripa | 10 | Brawley | 22:16.4 | |
| 62 | Aden Sandoval | 9 | Palo Verde | 22:20.0 | |
| 63 | Jackson Bush | 9 | Pacific Ridge | 22:31.5 | |
| 64 | Max Bryson | 9 | Mission Bay | 22:32.2 | |
| 65 | Gabriel Burin | 10 | Classical Academy | 22:33.1 | 48 |
| 66 | Luke Rhea | 9 | St Augustine | 22:33.9 | 49 |
| 67 | Finn Ehlers | 10 | Calvin Christian | 22:34.7 | 50 |
| 68 | Samuel Garcia-Rosas | 9 | O'Farrell Charter | 22:38.2 | 51 |
| 69 | Angel Alcalá | 10 | Brawley | 22:40.0 | |
| 70 | Rodolfo Cevallos Fernandez | 9 | La Jolla Country Day | 22:40.5 | |
| 71 | Noah Murphy | 10 | Julian | 22:40.7 | |
| 72 | Angel Garcia | 12 | Julian | 22:41.2 | |
| 73 | Remington Maciel | 10 | High Tech High NC | 22:41.5 | 52 |
| 74 | Bjorn Shafer | 10 | Mountain Empire | 22:46.8 | |
| 75 | John Paul Buclatin | 11 | Mater Dei Catholic | 23:00.6 | 53 |

Race 2 - JV Boys - 5K

9/29/2023 - 3:00pm

Individual Results - Overall






| Place | Name | Grade | Team | Time | Points |
|-------|----------------------|-------|---------------------|---------|--------|
| 76 | Evan Willey | 11 | Del Lago Academy | 23:03.9 | |
| 77 | Kesav Gupta | 9 | The Bishop's School | 23:11.2 | 54 |
| 78 | Jethro Mullen | 9 | Santa Fe Christian | 23:13.9 | 55 |
| 79 | Noah Wisniew-Kygar | 9 | Mountain Empire | 23:14.9 | |
| 80 | David Rodriguez | 10 | Castle Park | 23:16.3 | |
| 81 | Austin Copeland | 9 | Holtville | 23:31.4 | 56 |
| 82 | Eric Deliivanov | 11 | Maranatha Christian | 23:33.4 | 57 |
| 83 | Riel Rodriguez | 11 | Mater Dei Catholic | 23:35.8 | 58 |
| 84 | William Caleb Wagner | 9 | St Augustine | 23:38.3 | 59 |
| 85 | Andre Salazar | 9 | Tri-City Christian | 23:38.8 | |
| 86 | Johnny Boatman | 9 | O'Farrell Charter | 23:59.2 | 60 |
| 87 | Eduardo Figueroa | 9 | Mountain Empire | 24:05.1 | |
| 88 | Kevin Ruvalcaba | 10 | Castle Park | 24:13.3 | |
| 89 | Guillermo Pena | 10 | Christian | 24:13.7 | |
| 90 | James Zumwalt | 9 | St Augustine | 24:17.2 | 61 |
| 91 | Chet Kinzelberg | 9 | Pacific Ridge | 24:18.1 | |
| 92 | Dominic Au | 10 | The Preuss School | 24:27.9 | |
| 93 | Troy Nguyen | 9 | Madison | 24:34.6 | |
| 94 | Cyrus Estrada | 9 | High Tech (CV) | 24:38.8 | |
| 95 | Aysen Bracamontes | 9 | Palo Verde | 24:41.7 | |
| 96 | JuanPablo Ramos | 12 | O'Farrell Charter | 24:46.3 | 62 |
| 97 | Clarence Lopez | 9 | O'Farrell Charter | 24:50.0 | 63 |
| 98 | Jacob Spector | 9 | Pacific Ridge | 25:12.2 | |
| 99 | Sardorbek Mahmudov | 12 | El Cajon Valley | 25:21.3 | |
| 100 | Jacob Real-Kygar | 9 | Mountain Empire | 25:21.6 | |
| 101 | Mason Ackerman | 9 | Sherman Indian | 25:27.0 | 64 |
| 102 | Andrew Cajigas | 11 | Brawley | 25:31.4 | |
| 103 | Manuel Mazariegos | 9 | Castle Park | 25:34.7 | |
| 104 | Corey Wilson | 10 | Sherman Indian | 25:52.7 | 65 |
| 105 | Alexander Roudenko | 9 | Foothills Christian | 26:08.6 | |
| 106 | Cody Baltgalvis | 9 | Maranatha Christian | 26:13.9 | 66 |
| 107 | Roberto Orozco | 9 | Holtville | 26:17.2 | 67 |
| 108 | Quinn Zurawski | 9 | Army-Navy Academy | 26:17.5 | |
| 109 | Caleb Emmons | 9 | Holtville | 26:21.8 | 68 |
| 110 | Nimkii Shadrick | 11 | Sherman Indian | 26:33.4 | 69 |
| 111 | Chun-Hsiang Chang | 10 | Army-Navy Academy | 27:00.3 | |
| 112 | Nate Hulsey | 9 | Holtville | 27:45.2 | 70 |
| 113 | Searez Erick | 11 | O'Farrell Charter | 28:09.6 | 71 |

| Place | Name | Grade | Team | Time | Points |
|-------|-------------------------|-------|--------------------|---------|--------|
| 114 | Cesar Vega | 9 | Holtville | 28:33.3 | 72 |
| 115 | Adrian Fernandez | 9 | Madison | 28:50.4 | |
| 116 | James Fox | 9 | High Tech (CV) | 28:53.1 | |
| 117 | Nelson Zhen Feng | 11 | Mater Dei Catholic | 29:21.8 | 73 |
| 118 | Ricardo Torres | 11 | Madison | 29:56.9 | |
| 119 | Gianni Ricardo Santos | 9 | O'Farrell Charter | 30:13.5 | 74 |
| 120 | Alexander Camerino | 10 | High Tech (CV) | 30:33.6 | |
| 121 | Julius Charles | 9 | Holtville | 31:04.9 | 75 |
| 122 | Erick Gomez | 9 | Pacific Ridge | 31:55.3 | |
| 123 | Thomas Lam | 11 | The Preuss School | 32:47.2 | |
| 124 | Juan Porfirio Hernandez | 12 | O'Farrell Charter | 32:53.3 | |

Race 2 - JV Boys - 5K

9/29/2023 - 3:00pm

Team Results - 3

| Place | Team | Score | Team Time | Runner Avg | Avg Mile | 5 Man Gap | Finish Order | Scoring Order |
|-------|---|-------|-----------|------------|----------|-----------|-----------------|---------------|
| 1 |  Southwest (SD) | 15 | 1:42:56 | 20:36 | 6:38 | 2:15 | 1-2-3-4-6 | 1-2-3-4-5 |
| 2 |  St Augustine | 40 | 1:51:56 | 22:24 | 7:13 | 1:48 | 8-9-10-12-15-17 | 6-7-8-9-10-11 |
| DNP |  Brawley | | 1:32:08 | 23:02 | 7:25 | | 7-11-13-19 | 4 Runners |
| DNP |  Castle Park | | 1:13:05 | 24:22 | 7:51 | | 14-16-20 | 3 Runners |
| DNP |  El Cajon Valley | | 46:47 | 23:24 | 7:32 | | 5-18 | 2 Runners |

Race 2 - JV Boys - 5K

9/29/2023 - 3:00pm





Individual Results - 3

| Place | Name | Grade | Team | Time | Points |
|-------------|----------------------------|-------|-----------------|---------|--------|
| 1 (3) | Fernando Reynoso | 9 | Southwest (SD) | 19:11.6 | 1 |
| 2 (16) | Jorge Montalvo-Lopez | 12 | Southwest (SD) | 20:24.8 | 2 |
| 3 (19) | Damian Flores-Bejar | 12 | Southwest (SD) | 20:35.9 | 3 |
| 4 (35) | Giancarlo Sison | 11 | Southwest (SD) | 21:17.6 | 4 |
| 5 (38) | Gustavo Navarro Villarreal | 9 | El Cajon Valley | 21:25.1 | |
| 6 (39) | Yasir Lopez | 11 | Southwest (SD) | 21:26.0 | 5 |
| 7 (45) | Joshua Leon | 11 | Brawley | 21:39.8 | |
| 8 (51) | Cooper Brosnan | 9 | St Augustine | 21:50.7 | 6 |
| 9 (52) | Jacob Schodowski | 10 | St Augustine | 21:53.0 | 7 |
| 10 (55) | Matthew Mawien | 12 | St Augustine | 21:59.4 | 8 |
| 11 (61) | Sebastian Zamarripa | 10 | Brawley | 22:16.4 | |
| 12 (66) | Luke Rhea | 9 | St Augustine | 22:33.9 | 9 |
| 13 (69) | Angel Alcala | 10 | Brawley | 22:40.0 | |
| 14 (80) | David Rodriguez | 10 | Castle Park | 23:16.3 | |
| 15 (84) | William Caleb Wagner | 9 | St Augustine | 23:38.3 | 10 |
| 16 (88) | Kevin Ruvalcaba | 10 | Castle Park | 24:13.3 | |
| 17 (90) | James Zumwalt | 9 | St Augustine | 24:17.2 | 11 |
| 18 (99) | Sardorbek Mahmudov | 12 | El Cajon Valley | 25:21.3 | |
| 19 (102) | Andrew Cajigas | 11 | Brawley | 25:31.4 | |
| 20 (103) | Manuel Mazariegos | 9 | Castle Park | 25:34.7 | |

Race 2 - JV Boys - 5K

9/29/2023 - 3:00pm

Team Results - 4

| Place | Team | Score | Team Time | Runner Avg | Avg Mile | 5 Man Gap | Finish Order | Scoring Order |
|-------|---|-------|-----------|------------|----------|-----------|--------------|---------------|
| 1 |  Mater Dei Catholic | 15 | 1:55:58 | 23:12 | 7:28 | 10:02 | 1-5-12-14-20 | 1-2-3-4-5 |
| DNP |  Mission Bay | | 1:24:18 | 21:05 | 6:47 | | 2-4-8-11 | 4 Runners |
| DNP | Del Lago Academy | | 1:25:40 | 21:25 | 6:54 | | 3-6-7-13 | 4 Runners |
| DNP |  Madison | | 1:45:39 | 26:25 | 8:31 | | 9-15-18-21 | 4 Runners |
| DNP |  High Tech (CV) | | 1:24:06 | 28:02 | 9:02 | | 16-19-22 | 3 Runners |
| DNP | Palo Verde | | 47:02 | 23:31 | 7:35 | | 10-17 | 2 Runners |

Race 2 - JV Boys - 5K

9/29/2023 - 3:00pm





Individual Results - 4

| Place | Name | Grade | Team | Time | Points |
|-------------|--------------------|-------|--------------------|---------|--------|
| 1 (4) | Braulio Aguilar | 10 | Mater Dei Catholic | 19:19.8 | 1 |
| 2 (6) | Andres Alvarez | 11 | Mission Bay | 19:49.7 | |
| 3 (9) | Saul Perez | 9 | Del Lago Academy | 19:56.4 | |
| 4 (11) | Aidan Kulij | 10 | Mission Bay | 20:01.0 | |
| 5 (21) | Manuel Hernandez | 9 | Mater Dei Catholic | 20:39.7 | 2 |
| 6 (33) | Mason Wiese | 9 | Del Lago Academy | 21:13.8 | |
| 7 (37) | Ruben Aguirre | 12 | Del Lago Academy | 21:25.1 | |
| 8 (53) | Alson Wurster | 9 | Mission Bay | 21:54.6 | |
| 9 (60) | Landis Nguyen | 9 | Madison | 22:16.4 | |
| 10 (62) | Aden Sandoval | 9 | Palo Verde | 22:20.0 | |
| 11 (64) | Max Bryson | 9 | Mission Bay | 22:32.2 | |
| 12 (75) | John Paul Buclatin | 11 | Mater Dei Catholic | 23:00.6 | 3 |
| 13 (76) | Evan Willey | 11 | Del Lago Academy | 23:03.9 | |
| 14 (83) | Riel Rodriguez | 11 | Mater Dei Catholic | 23:35.8 | 4 |
| 15 (93) | Troy Nguyen | 9 | Madison | 24:34.6 | |
| 16 (94) | Cyrus Estrada | 9 | High Tech (CV) | 24:38.8 | |
| 17 (95) | Aysen Bracamontes | 9 | Palo Verde | 24:41.7 | |
| 18 (115) | Adrian Fernandez | 9 | Madison | 28:50.4 | |
| 19 (116) | James Fox | 9 | High Tech (CV) | 28:53.1 | |
| 20 (117) | Nelson Zhen Feng | 11 | Mater Dei Catholic | 29:21.8 | 5 |
| 21 (118) | Ricardo Torres | 11 | Madison | 29:56.9 | |
| 22 (120) | Alexander Camerino | 10 | High Tech (CV) | 30:33.6 | |

Race 2 - JV Boys - 5K

9/29/2023 - 3:00pm

Team Results - 5

| Place | Team | Score | Team Time | Runner Avg | Avg Mile | 5 Man Gap | Finish Order | Scoring Order |
|-------|--|-------|-----------|------------|----------|-----------|----------------------|----------------------|
| 1 |  Calvin Christian | 59 | 1:41:41 | 20:21 | 6:33 | 3:29 | 2-3-5-11-44 | 2-3-5-10-39 |
| 2 |  Classical Academy | 64 | 1:43:08 | 20:38 | 6:39 | 1:17 | 4-8-16-20-21-30-43 | 4-8-15-18-19-27-38 |
| 3 |  Liberty Charter | 65 | 1:42:15 | 20:27 | 6:35 | 2:33 | 1-7-13-22-27-34-39 | 1-7-12-20-25-31-35 |
| 4 |  The Bishop's School | 102 | 1:46:41 | 21:21 | 6:53 | 2:27 | 14-15-17-19-51 | 13-14-16-17-42 |
| 5 |  High Tech High NC | 112 | 1:46:20 | 21:16 | 6:51 | 1:06 | 12-24-26-28-32-33-49 | 11-22-24-26-29-30-41 |
| 6 |  Santa Fe Christian | 137 | 1:48:31 | 21:43 | 7:00 | 2:53 | 10-25-31-38-52 | 9-23-28-34-43 |
| 7 |  Maranatha Christian | 175 | 1:54:13 | 22:51 | 7:22 | 6:14 | 6-40-41-55-69 | 6-36-37-45-51 |
| 8 |  Sherman Indian | 206 | 2:00:53 | 24:11 | 7:47 | 5:23 | 23-35-66-67-73 | 21-32-49-50-54 |
| 9 |  O'Farrell Charter | 214 | 1:58:10 | 23:38 | 7:37 | 2:55 | 37-45-57-62-63-76-78 | 33-40-46-47-48-56-58 |
| 10 |  Holtville | 261 | 2:12:29 | 26:30 | 8:32 | 5:02 | 54-70-72-75-77-79 | 44-52-53-55-57-59 |
| DNP |  Mountain Empire | | 1:35:29 | 23:53 | 7:41 | | 50-53-58-65 | 4 Runners |
| DNP |  Pacific Ridge | | 1:43:58 | 26:00 | 8:22 | | 42-60-64-80 | 4 Runners |
| DNP |  Julian | | 1:05:39 | 21:53 | 7:03 | | 9-47-48 | 3 Runners |
| DNP |  Army-Navy Academy | | 1:15:08 | 25:03 | 8:04 | | 36-71-74 | 3 Runners |
| DNP |  Christian | | 45:14 | 22:37 | 7:17 | | 18-59 | 2 Runners |
| DNP |  Foothills Christian | | 47:39 | 23:50 | 7:41 | | 29-68 | 2 Runners |
| DNP |  The Preuss School | | 57:16 | 28:38 | 9:13 | | 61-81 | 2 Runners |
| DNP |  La Jolla Country Day | | 22:41 | 22:41 | 7:18 | | 46 | 1 Runner |
| DNP |  Tri-City Christian | | 23:39 | 23:39 | 7:37 | | 56 | 1 Runner |

Race 2 - JV Boys - 5K

9/29/2023 - 3:00pm

Individual Results - 5

| Place | Name | Grade | Team | Time | Points |
|------------|-------------------|-------|---------------------|---------|--------|
| 1 (1) | Marcos Heers | 10 | Liberty Charter | 18:55.7 | 1 |
| 2 (2) | Marion Cools | 10 | Calvin Christian | 19:05.8 | 2 |
| 3 (5) | Caleb Postma | 9 | Calvin Christian | 19:31.4 | 3 |
| 4 (7) | Titus Bacardi | 12 | Classical Academy | 19:51.2 | 4 |
| 5 (8) | Quentin Verhoeven | 12 | Calvin Christian | 19:53.6 | 5 |
| 6 (10) | Jack Brodie | 9 | Maranatha Christian | 20:00.6 | 6 |
| 7 (12) | Josiah Svendsen | 9 | Liberty Charter | 20:05.9 | 7 |
| 8 (13) | Esteban Angeles | 10 | Classical Academy | 20:06.7 | 8 |
| 9 (14) | Temet Borello | 10 | Julian | 20:17.1 | |
| 10 (15) | Michael Adcox | 11 | Santa Fe Christian | 20:21.6 | 9 |
| 11 (17) | Tyler Hoff | 10 | Calvin Christian | 20:34.6 | 10 |
| 12 (18) | Ian Crawford | 11 | High Tech High NC | 20:34.8 | 11 |
| 13 (20) | Trevor Voss | 12 | Liberty Charter | 20:36.3 | 12 |
| 14 (22) | Ayaan Mahmud | 9 | The Bishop's School | 20:44.9 | 13 |
| 15 (23) | Eric Chen | 12 | The Bishop's School | 20:47.8 | 14 |
| 16 (24) | Benjamin Nance | 9 | Classical Academy | 20:55.6 | 15 |
| 17 (25) | Rohan Laurent | 12 | The Bishop's School | 20:56.7 | 16 |
| 18 (26) | Blake Mathe | 9 | Christian | 20:59.6 | |
| 19 (27) | Noan Cheng | 10 | The Bishop's School | 20:59.7 | 17 |
| 20 (28) | Jonathan Cowles | 11 | Classical Academy | 21:06.0 | 18 |
| 21 (29) | Eddy Hodgson | 9 | Classical Academy | 21:07.9 | 19 |
| 22 (30) | Ethan Acosta | 9 | Liberty Charter | 21:08.5 | 20 |

| Place | Name | Grade | Team | Time | Points |
|------------|---------------------------|-------|---------------------|---------|--------|
| 23 (31) | Andrew Tillman | 11 | Sherman Indian | 21:11.0 | 21 |
| 24 (32) | Declan Lancas | 11 | High Tech High NC | 21:11.5 | 22 |
| 25 (34) | Esteban Contreras-Nicolas | 11 | Santa Fe Christian | 21:16.7 | 23 |
| 26 (36) | Matthew Larkins | 11 | High Tech High NC | 21:23.4 | 24 |
| 27 (40) | Noah Hogan | 11 | Liberty Charter | 21:27.9 | 25 |
| 28 (41) | Milan Quintero | 12 | High Tech High NC | 21:29.8 | 26 |
| 29 (42) | Elijah Hernandez | 10 | Foothills Christian | 21:30.0 | |
| 30 (43) | Lucas Gutierrez | 11 | Classical Academy | 21:30.4 | 27 |
| 31 (44) | Wyatt Bianchi | 10 | Santa Fe Christian | 21:37.8 | 28 |
| 32 (46) | Ethan Stevenson | 11 | High Tech High NC | 21:40.4 | 29 |
| 33 (47) | Matthew Chaidez | 12 | High Tech High NC | 21:44.6 | 30 |
| 34 (48) | Daniel Tsikalov | 9 | Liberty Charter | 21:46.0 | 31 |
| 35 (49) | Michael Ferrell | 10 | Sherman Indian | 21:48.7 | 32 |
| 36 (50) | Lucas Levine | 10 | Army-Navy Academy | 21:49.9 | |
| 37 (54) | Devin Bacon | 9 | O'Farrell Charter | 21:55.6 | 33 |
| 38 (56) | kyan Klijian | 11 | Santa Fe Christian | 22:01.0 | 34 |
| 39 (57) | Jonathon Scott | 10 | Liberty Charter | 22:05.8 | 35 |
| 40 (58) | Jordan Sleder | 9 | Maranatha Christian | 22:10.6 | 36 |
| 41 (59) | Ozzie Leighton | 9 | Maranatha Christian | 22:13.7 | 37 |
| 42 (63) | Jackson Bush | 9 | Pacific Ridge | 22:31.5 | |
| 43 (65) | Gabriel Burin | 10 | Classical Academy | 22:33.1 | 38 |
| 44 (67) | Finn Ehlers | 10 | Calvin Christian | 22:34.7 | 39 |

Race 2 - JV Boys - 5K

9/29/2023 - 3:00pm

Individual Results - 5

| Place | Name | Grade | Team | Time | Points |
|-------------|-------------------------------|-------|----------------------|---------|--------|
| 45 (68) | Samuel Garcia-Rosas | 9 | O'Farrell Charter | 22:38.2 | 40 |
| 46 (70) | Rodolfo Cevallos Fernandez | 9 | La Jolla Country Day | 22:40.5 | |
| 47 (71) | Noah Murphy | 10 | Julian | 22:40.7 | |
| 48 (72) | Angel Garcia | 12 | Julian | 22:41.2 | |
| 49 (73) | Remington Maciel | 10 | High Tech High NC | 22:41.5 | 41 |
| 50 (74) | Bjorn Shafer | 10 | Mountain Empire | 22:46.8 | |
| 51 (77) | Kesav Gupta | 9 | The Bishop's School | 23:11.2 | 42 |
| 52 (78) | Jethro Mullen | 9 | Santa Fe Christian | 23:13.9 | 43 |
| 53 (79) | Noah Wisniew-Kygar | 9 | Mountain Empire | 23:14.9 | |
| 54 (81) | Austin Copeland | 9 | Holtville | 23:31.4 | 44 |
| 55 (82) | Eric Deliivanov | 11 | Maranatha Christian | 23:33.4 | 45 |
| 56 (85) | Andre Salazar | 9 | Tri-City Christian | 23:38.8 | |
| 57 (86) | Johnny Boatman | 9 | O'Farrell Charter | 23:59.2 | 46 |
| 58 (87) | Eduardo Figueroa | 9 | Mountain Empire | 24:05.1 | |
| 59 (89) | Guillermo Pena | 10 | Christian | 24:13.7 | |
| 60 (91) | Chet Kinzelberg | 9 | Pacific Ridge | 24:18.1 | |
| 61 (92) | Dominic Au | 10 | The Preuss School | 24:27.9 | |
| 62 (96) | JuanPablo Ramos | 12 | O'Farrell Charter | 24:46.3 | 47 |
| 63 (97) | Clarence Lopez | 9 | O'Farrell Charter | 24:50.0 | 48 |
| 64 (98) | Jacob Spector | 9 | Pacific Ridge | 25:12.2 | |
| 65 (100) | Jacob Real-Kygar | 9 | Mountain Empire | 25:21.6 | |
| 66 (101) | Mason Ackerman | 9 | Sherman Indian | 25:27.0 | 49 |

| Place | Name | Grade | Team | Time | Points |
|-------------|----------------------------|-------|---------------------|---------|--------|
| 67 (104) | Corey Wilson | 10 | Sherman Indian | 25:52.7 | 50 |
| 68 (105) | Alexander Roudenko | 9 | Foothills Christian | 26:08.6 | |
| 69 (106) | Cody Baltgalvis | 9 | Maranatha Christian | 26:13.9 | 51 |
| 70 (107) | Roberto Orozco | 9 | Holtville | 26:17.2 | 52 |
| 71 (108) | Quinn Zurawski | 9 | Army-Navy Academy | 26:17.5 | |
| 72 (109) | Caleb Emmons | 9 | Holtville | 26:21.8 | 53 |
| 73 (110) | Nimkii Shadrick | 11 | Sherman Indian | 26:33.4 | 54 |
| 74 (111) | Chun-Hsiang Chang | 10 | Army-Navy Academy | 27:00.3 | |
| 75 (112) | Nate Hulsey | 9 | Holtville | 27:45.2 | 55 |
| 76 (113) | Searez Erick | 11 | O'Farrell Charter | 28:09.6 | 56 |
| 77 (114) | Cesar Vega | 9 | Holtville | 28:33.3 | 57 |
| 78 (119) | Gianni Ricardo Santos | 9 | O'Farrell Charter | 30:13.5 | 58 |
| 79 (121) | Julius Charles | 9 | Holtville | 31:04.9 | 59 |
| 80 (122) | Erick Gomez | 9 | Pacific Ridge | 31:55.3 | |
| 81 (123) | Thomas Lam | 11 | The Preuss School | 32:47.2 | |
| 82 (124) | Juan Porfirio Hernandez | 12 | O'Farrell Charter | 32:53.3 | |