




















# Brea Invitational

## Carbon Canyon

### Race 1 - Boys F/S 6+ - 5K

9/30/2023 - 8:15am




### Team Results - Overall

| Place | Team   | Score | Team Time | Runner Avg | Avg Mile | 5 Man Gap | Finish Order            | Scoring Order        |
|-------|--|-------|-----------|------------|----------|-----------|-------------------------|----------------------|
| 1     |  Crescenta Valley (SS)        | 38    | 1:34:59   | 19:00      | 6:07     | 1:17      | 2-4-7-10-17-20-21       | 2-4-7-10-15-18-19    |
| 2     |  Polytechnic - Riverside (SS) | 60    | 1:37:08   | 19:26      | 6:16     | 0:43      | 8-9-11-13-22-29-33      | 8-9-11-12-20-24-28   |
| 3     |  Santiago Corona (SS)         | 73    | 1:37:39   | 19:32      | 6:18     | 2:25      | 3-5-6-25-49-53-64       | 3-5-6-22-37-39-46    |
| 4     |  Citrus Valley (SS)           | 85    | 1:38:55   | 19:47      | 6:23     | 0:52      | 15-16-18-19-30-44-54    | 13-14-16-17-25-34-40 |
| 5     |  Santiago - Garden Grove (SS) | 131   | 1:40:32   | 20:07      | 6:29     | 3:40      | 1-23-43-46-56-67-68     | 1-21-33-35-41-47-48  |
| 6     |  Walnut (SS)                | 147   | 1:43:06   | 20:38      | 6:39     | 0:40      | 28-32-37-38-47-62-63    | 23-27-30-31-36-44-45 |
| 7     |  El Modena (SS)             | 210   | 1:47:42   | 21:33      | 6:56     | 2:00      | 31-52-60-82-88-93-107   | 26-38-43-50-53-56-63 |
| 8     |  Chino Hills (SS)           | 244   | 1:50:59   | 22:12      | 7:09     | 2:44      | 36-76-86-89-102-130-145 | 29-49-52-54-60-66-70 |
| 9     |  Gahr (Richard) (SS)        | 274   | 1:57:18   | 23:28      | 7:34     | 6:26      | 40-85-95-121-144-146    | 32-51-57-65-69-71    |
| 10    |  Diamond Bar (SS)           | 303   | 2:00:59   | 24:12      | 7:48     | 6:11      | 58-96-114-133-147       | 42-58-64-67-72       |
| 11    |  California (SS)            | 305   | 1:58:14   | 23:39      | 7:37     | 3:02      | 90-99-104-106-135-152   | 55-59-61-62-68-73    |
| DNP   |  Anaheim (SS)               |       | 1:43:35   | 25:54      | 8:21     |           | 116-136-138-150         | 4 Runners            |
| DNP   |  Bonita (SS)                |       | 59:12     | 19:44      | 6:22     |           | 12-14-26                | 3 Runners            |
| DNP   |  Don Lugo (SS)              |       | 1:06:26   | 22:09      | 7:08     |           | 45-92-97                | 3 Runners            |
| DNP   |  Damien (SS)                |       | 1:07:54   | 22:38      | 7:18     |           | 39-59-137               | 3 Runners            |
| DNP   |  Brea Olinda (SS)           |       | 1:09:36   | 23:12      | 7:28     |           | 74-108-119              | 3 Runners            |
| DNP   |  Patriot (SS)               |       | 1:11:57   | 23:59      | 7:44     |           | 57-115-142              | 3 Runners            |
| DNP   |  Montclair (SS)             |       | 43:46     | 21:53      | 7:03     |           | 71-73                   | 2 Runners            |
| DNP   |  Hemet (SS)                 |       | 46:04     | 23:02      | 7:25     |           | 61-126                  | 2 Runners            |

# Race 1 - Boys F/S 6+ - 5K

9/30/2023 - 8:15am

## Team Results - Overall

| Place | Team   | Score | Team Time | Runner Avg | Avg Mile | 5 Man Gap | Finish Order | Scoring Order |
|-------|--|-------|-----------|------------|----------|-----------|--------------|---------------|
| DNP   |  Xavier College Prep (SS) |       | 47:50     | 23:55      | 7:42     |           | 105-125      | 2 Runners     |
| DNP   |  La Mirada (SS)           |       | 49:03     | 24:32      | 7:54     |           | 91-141       | 2 Runners     |
| DNP   |  Redlands (SS)            |       | 49:24     | 24:42      | 7:57     |           | 103-140      | 2 Runners     |

# Race 1 - Boys F/S 6+ - 5K

9/30/2023 - 8:15am

## Individual Results - Overall

| Place | Name             | Grade | Team                         | Time    | Points |
|-------|------------------|-------|------------------------------|---------|--------|
| 1     | Jr Israel Gomez  | 10    | Santiago - Garden Grove (SS) | 17:33.1 | 1      |
| 2     | Cosimo Sampietro | 10    | Crescenta Valley (SS)        | 18:17.9 | 2      |
| 3     | Lennon Copas     | 10    | Santiago Corona (SS)         | 18:37.4 | 3      |
| 4     | George Johnson   | 9     | Crescenta Valley (SS)        | 18:38.3 | 4      |
| 5     | Bodie Brown      | 10    | Santiago Corona (SS)         | 18:47.2 | 5      |
| 6     | Ryan Summers     | 10    | Santiago Corona (SS)         | 18:57.5 | 6      |
| 7     | Kanoa Moreno     | 9     | Crescenta Valley (SS)        | 19:06.4 | 7      |
| 8     | Benjamin Solis   | 10    | Polytechnic - Riverside (SS) | 19:09.3 | 8      |
| 9     | Max Deguzman     | 10    | Polytechnic - Riverside (SS) | 19:17.4 | 9      |
| 10    | Rowan Ghosh      | 9     | Crescenta Valley (SS)        | 19:21.1 | 10     |
| 11    | Matthew Bravo    | 9     | Polytechnic - Riverside (SS) | 19:24.2 | 11     |
| 12    | Landon Arvidson  | 10    | Bonita (SS)                  | 19:24.3 |        |
| 13    | Daniel Holscher  | 10    | Polytechnic - Riverside (SS) | 19:25.3 | 12     |
| 14    | Ethan Movsessian | 9     | Bonita (SS)                  | 19:30.6 |        |
| 15    | Malakai Daniel   | 9     | Citrus Valley (SS)           | 19:31.3 | 13     |
| 16    | Jose Trujillo    | 9     | Citrus Valley (SS)           | 19:33.6 | 14     |
| 17    | Matthew Hua      | 9     | Crescenta Valley (SS)        | 19:34.7 | 15     |
| 18    | Ryan Schafer     | 10    | Citrus Valley (SS)           | 19:38.5 | 16     |
| 19    | Jesus Saldana    | 9     | Citrus Valley (SS)           | 19:48.1 | 17     |
| 20    | Isaac Johnson    | 9     | Crescenta Valley (SS)        | 19:49.6 | 18     |
| 21    | Andrew Suda      | 10    | Crescenta Valley (SS)        | 19:50.7 | 19     |
| 22    | Keaton Brown     | 10    | Polytechnic - Riverside (SS) | 19:51.7 | 20     |
| 23    | Libni Garcia     | 10    | Santiago - Garden Grove (SS) | 19:58.0 | 21     |
| 24    | Luke Yen         | 9     | Crescenta Valley (SS)        | 19:59.3 |        |
| 25    | Kaden Ladnier    | 9     | Santiago Corona (SS)         | 20:14.3 | 22     |

| Place | Name                    | Grade | Team                         | Time    | Points |
|-------|-------------------------|-------|------------------------------|---------|--------|
| 26    | Daniel Karganilla       | 10    | Bonita (SS)                  | 20:16.4 |        |
| 27    | Dean Tongkumvong        | 10    | Crescenta Valley (SS)        | 20:16.5 |        |
| 28    | Cole San Antonio        | 9     | Walnut (SS)                  | 20:18.6 | 23     |
| 29    | Frankie Tinajero        | 10    | Polytechnic - Riverside (SS) | 20:19.5 | 24     |
| 30    | Ethan Velazquez         | 10    | Citrus Valley (SS)           | 20:22.7 | 25     |
| 31    | Daniel Romero           | 10    | El Modena (SS)               | 20:27.3 | 26     |
| 32    | James (JiongJie) Qi     | 9     | Walnut (SS)                  | 20:29.5 | 27     |
| 33    | Derek Viramontes        | 9     | Polytechnic - Riverside (SS) | 20:30.1 | 28     |
| 34    | Aidan Christopher       | 10    | Polytechnic - Riverside (SS) | 20:30.8 |        |
| 35    | Jerry Valle             | 9     | Polytechnic - Riverside (SS) | 20:30.9 |        |
| 36    | Tyler Enda              | 10    | Chino Hills (SS)             | 20:36.9 | 29     |
| 37    | Ayden Dao               | 10    | Walnut (SS)                  | 20:39.5 | 30     |
| 38    | Eason Wang              | 9     | Walnut (SS)                  | 20:39.8 | 31     |
| 39    | Ethan Dong              | 10    | Damien (SS)                  | 20:41.8 |        |
| 40    | JohnDillinger Lopez     | 9     | Gahr (Richard) (SS)          | 20:42.9 | 32     |
| 41    | Michael Gordon          | 9     | Crescenta Valley (SS)        | 20:43.5 |        |
| 42    | Sidney Sztajnkrzyer     | 9     | Crescenta Valley (SS)        | 20:45.5 |        |
| 43    | Dante Cobaxin           | 9     | Santiago - Garden Grove (SS) | 20:49.9 | 33     |
| 44    | Gordon Snyder           | 10    | Citrus Valley (SS)           | 20:54.4 | 34     |
| 45    | Alberto Lopez           | 10    | Don Lugo (SS)                | 20:55.7 |        |
| 46    | Abraham Rodriguez       | 10    | Santiago - Garden Grove (SS) | 20:57.8 | 35     |
| 47    | Arvin (Tsun Yi) Chau    | 10    | Walnut (SS)                  | 20:58.4 | 36     |
| 48    | Isaac Flores            | 10    | Polytechnic - Riverside (SS) | 21:00.2 |        |
| 49    | Braydon Baker           | 10    | Santiago Corona (SS)         | 21:02.4 | 37     |
| 50    | Vincent McPhee          | 10    | Polytechnic - Riverside (SS) | 21:02.6 |        |
| 51    | Cristian Wimer Hernande | 10    | Crescenta Valley (SS)        | 21:03.4 |        |
| 52    | Derek Torres            | 10    | El Modena (SS)               | 21:03.7 | 38     |
| 53    | Garret Wakefield        | 10    | Santiago Corona (SS)         | 21:06.6 | 39     |
| 54    | Aidan Vasquez           | 10    | Citrus Valley (SS)           | 21:10.2 | 40     |

# Race 1 - Boys F/S 6+ - 5K

9/30/2023 - 8:15am

## Individual Results - Overall

| Place | Name                 | Grade | Team                         | Time    | Points |
|-------|----------------------|-------|------------------------------|---------|--------|
| 55    | Gabriel Robles       | 10    | Citrus Valley (SS)           | 21:10.7 |        |
| 56    | Freddy Tellez        | 9     | Santiago - Garden Grove (SS) | 21:12.9 | 41     |
| 57    | Anthony Garcia Ortiz | 9     | Patriot (SS)                 | 21:16.3 |        |
| 58    | Kevin Lian           | 9     | Diamond Bar (SS)             | 21:23.7 | 42     |
| 59    | Jonas Garcia         | 9     | Damien (SS)                  | 21:27.9 |        |
| 60    | Maxwell Gillanders   | 9     | El Modena (SS)               | 21:31.1 | 43     |
| 61    | Daniel Perez         | 10    | Hemet (SS)                   | 21:31.8 |        |
| 62    | Tyler Foote          | 9     | Walnut (SS)                  | 21:31.8 | 44     |
| 63    | Logan Behar          | 9     | Walnut (SS)                  | 21:32.2 | 45     |
| 64    | Adriel Karathi       | 10    | Santiago Corona (SS)         | 21:34.8 | 46     |
| 65    | Noah Jackson         | 9     | Walnut (SS)                  | 21:39.7 |        |
| 66    | Riley Marhevka       | 10    | Crescenta Valley (SS)        | 21:40.8 |        |
| 67    | Juan Tafoya          | 9     | Santiago - Garden Grove (SS) | 21:46.8 | 47     |
| 68    | James Kim            | 9     | Santiago - Garden Grove (SS) | 21:48.1 | 48     |
| 69    | Allen Ruangtai       | 9     | Walnut (SS)                  | 21:50.3 |        |
| 70    | Giorgio Banna        | 10    | Crescenta Valley (SS)        | 21:51.5 |        |
| 71    | Edgar Echeverria     | 11    | Montclair (SS)               | 21:51.9 |        |
| 72    | Antonio Gurrola      | 9     | Santiago - Garden Grove (SS) | 21:53.3 |        |
| 73    | Eammanuel Ramos      | 10    | Montclair (SS)               | 21:53.6 |        |
| 74    | Isaac Pressman       | 9     | Brea Olinda (SS)             | 21:55.9 |        |
| 75    | Monty Njoten         | 9     | Crescenta Valley (SS)        | 22:02.1 |        |
| 76    | Jack Paynich         | 9     | Chino Hills (SS)             | 22:02.4 | 49     |
| 77    | Izaak Rodriguez      | 9     | Crescenta Valley (SS)        | 22:05.2 |        |
| 78    | Matthieu Mayhew      | 9     | Crescenta Valley (SS)        | 22:05.5 |        |
| 79    | Tristan Hsieh        | 9     | Walnut (SS)                  | 22:10.4 |        |
| 80    | Lucas LIm            | 9     | Walnut (SS)                  | 22:10.8 |        |
| 81    | Shayon Roy           | 9     | Crescenta Valley (SS)        | 22:11.1 |        |
| 82    | Alvin Sanchez        | 10    | El Modena (SS)               | 22:13.0 | 50     |
| 83    | Daniel Jang          | 9     | Crescenta Valley (SS)        | 22:16.0 |        |
| 84    | Nathan Lopez         | 9     | Citrus Valley (SS)           | 22:16.4 |        |

| Place | Name                 | Grade | Team                         | Time    | Points |
|-------|----------------------|-------|------------------------------|---------|--------|
| 85    | Jason Limjuico       | 10    | Gahr (Richard) (SS)          | 22:24.1 | 51     |
| 86    | Vikram Sharma        | 9     | Chino Hills (SS)             | 22:25.2 | 52     |
| 87    | Brandon Wang         | 9     | Walnut (SS)                  | 22:25.8 |        |
| 88    | Miguel Gonzalez Vian | 10    | El Modena (SS)               | 22:26.8 | 53     |
| 89    | Santiago Garcia      | 10    | Chino Hills (SS)             | 22:33.1 | 54     |
| 90    | Ethan Jordan-Meyers  | 9     | California (SS)              | 22:34.8 | 55     |
| 91    | Elliot Haun          | 9     | La Mirada (SS)               | 22:37.8 |        |
| 92    | Geo Menchaca         | 9     | Don Lugo (SS)                | 22:39.1 |        |
| 93    | John Lopez           | 9     | El Modena (SS)               | 22:39.5 | 56     |
| 94    | Dylan Toh            | 9     | Walnut (SS)                  | 22:43.7 |        |
| 95    | Adam Martinez        | 10    | Gahr (Richard) (SS)          | 22:45.4 | 57     |
| 96    | Joel Kim             | 9     | Diamond Bar (SS)             | 22:47.1 | 58     |
| 97    | Andrew Ruiz          | 9     | Don Lugo (SS)                | 22:50.5 |        |
| 98    | Jackson Ragle        | 10    | Citrus Valley (SS)           | 22:52.8 |        |
| 99    | Eli Magdaleno        | 9     | California (SS)              | 23:16.0 | 59     |
| 100   | Brandon Lee          | 9     | Walnut (SS)                  | 23:19.1 |        |
| 101   | Joshua Olvera        | 10    | Santiago - Garden Grove (SS) | 23:19.8 |        |
| 102   | James lo             | 9     | Chino Hills (SS)             | 23:20.6 | 60     |
| 103   | Stephen Zhang        | 9     | Redlands (SS)                | 23:20.9 |        |
| 104   | Karter Castro        | 9     | California (SS)              | 23:21.7 | 61     |
| 105   | Christian Rivera     | 9     | Xavier College Prep (SS)     | 23:23.7 |        |
| 106   | Daniel Chavez        | 10    | California (SS)              | 23:24.6 | 62     |
| 107   | Jaxson Irwin         | 9     | El Modena (SS)               | 23:31.2 | 63     |
| 108   | Matthew Bermudez     | 9     | Brea Olinda (SS)             | 23:31.5 |        |
| 109   | Erik Harcke          | 10    | Crescenta Valley (SS)        | 23:33.1 |        |
| 110   | Damien Villegas-Vega | 10    | Polytechnic - Riverside (SS) | 23:36.8 |        |
| 111   | Baden Smith          | 9     | El Modena (SS)               | 23:40.0 |        |
| 112   | Ismael Melgar        | 10    | Santiago - Garden Grove (SS) | 23:40.8 |        |
| 113   | Joseph Papaleo       | 9     | Crescenta Valley (SS)        | 23:41.3 |        |
| 114   | Sean Yeh             | 9     | Diamond Bar (SS)             | 23:45.3 | 64     |
| 115   | Luis Uribe           | 11    | Patriot (SS)                 | 23:47.2 |        |
| 116   | Carlos Zea           | 10    | Anaheim (SS)                 | 23:48.5 |        |
| 117   | Cohen Adame          | 9     | Citrus Valley (SS)           | 23:58.9 |        |
| 118   | Matthew Ayala        | 10    | Citrus Valley (SS)           | 24:01.2 |        |
| 119   | Jeremiah Newby       | 9     | Brea Olinda (SS)             | 24:07.7 |        |

# Race 1 - Boys F/S 6+ - 5K

9/30/2023 - 8:15am

## Individual Results - Overall


| Place | Name                 | Grade | Team                         | Time    | Points |
|-------|----------------------|-------|------------------------------|---------|--------|
| 120   | Andrew Ghassemian    | 9     | Crescenta Valley (SS)        | 24:11.2 |        |
| 121   | Steven Rodriguez     | 9     | Gahr (Richard) (SS)          | 24:17.0 | 65     |
| 122   | Brayden Cheek        | 9     | Walnut (SS)                  | 24:20.9 |        |
| 123   | Carter Gilliatt      | 9     | Santiago Corona (SS)         | 24:21.0 |        |
| 124   | Jesse Perea          | 9     | Santiago - Garden Grove (SS) | 24:25.4 |        |
| 125   | Josh Stahl           | 9     | Xavier College Prep (SS)     | 24:26.3 |        |
| 126   | Urias Perez          | 10    | Hemet (SS)                   | 24:31.7 |        |
| 127   | Justin Abellera      | 9     | Walnut (SS)                  | 24:39.0 |        |
| 128   | Chidubem Onyeachonam | 9     | Citrus Valley (SS)           | 24:43.2 |        |
| 129   | Omar Ocampo          | 10    | Santiago - Garden Grove (SS) | 24:48.3 |        |
| 130   | Shane Carroll        | 9     | Chino Hills (SS)             | 25:19.6 | 66     |
| 131   | Giuseppe Como        | 9     | Crescenta Valley (SS)        | 25:23.9 |        |
| 132   | Ethan Ku             | 9     | Crescenta Valley (SS)        | 25:25.8 |        |
| 133   | Curtis Chyau         | 10    | Diamond Bar (SS)             | 25:29.0 | 67     |
| 134   | Bryce Bernabe        | 10    | El Modena (SS)               | 25:31.8 |        |
| 135   | Xavier Morales       | 9     | California (SS)              | 25:36.2 | 68     |
| 136   | Jose Aguilera        | 9     | Anaheim (SS)                 | 25:41.6 |        |
| 137   | Vaughn Shepard       | 9     | Damien (SS)                  | 25:43.9 |        |
| 138   | Angel Isidro         | 10    | Anaheim (SS)                 | 25:52.0 |        |
| 139   | Sean Vu              | 10    | Walnut (SS)                  | 26:01.0 |        |
| 140   | Yahya Salman         | 9     | Redlands (SS)                | 26:02.7 |        |
| 141   | Marco DeLaCruz       | 10    | La Mirada (SS)               | 26:24.9 |        |
| 142   | Alberto Arellano     | 9     | Patriot (SS)                 | 26:53.2 |        |
| 143   | Miles Mathews        | 9     | Santiago Corona (SS)         | 27:01.0 |        |
| 144   | Michael Vargas       | 9     | Gahr (Richard) (SS)          | 27:08.5 | 69     |
| 145   | Avi Mehta            | 9     | Chino Hills (SS)             | 27:09.8 | 70     |
| 146   | Aiden Brunette       | 9     | Gahr (Richard) (SS)          | 27:12.4 | 71     |
| 147   | William Tung         | 9     | Diamond Bar (SS)             | 27:33.8 | 72     |
| 148   | Ashton Barty         | 9     | Crescenta Valley (SS)        | 27:47.7 |        |
| 149   | Gavin Adair          | 9     | Citrus Valley (SS)           | 28:12.0 |        |
| 150   | Cabrera Areli        | 12    | Anaheim (SS)                 | 28:12.9 |        |

| Place | Name          | Grade | Team                         | Time    | Points |
|-------|---------------|-------|------------------------------|---------|--------|
| 151   | Jonathan Pena | 10    | Polytechnic - Riverside (SS) | 34:55.9 |        |
| 152   | Elijah Garcia | 9     | California (SS)              | 36:05.2 | 73     |

# Race 1 - Boys F/S 6+ - 5K

## 9/30/2023 - 8:15am

### Team Results - Large

| Place | Team   | Score | Team Time | Runner Avg | Avg Mile | 5 Man Gap | Finish Order           | Scoring Order        |
|-------|--|-------|-----------|------------|----------|-----------|------------------------|----------------------|
| 1     |  Crescenta Valley (SS)        | 33    | 1:34:59   | 19:00      | 6:07     | 1:17      | 1-3-6-9-14-17-18       | 1-3-6-9-14-17-18     |
| 2     |  Polytechnic - Riverside (SS) | 55    | 1:37:08   | 19:26      | 6:16     | 0:43      | 7-8-10-11-19-24-28     | 7-8-10-11-19-22-26   |
| 3     |  Santiago Corona (SS)         | 63    | 1:37:39   | 19:32      | 6:18     | 2:25      | 2-4-5-21-39-43-52      | 2-4-5-20-32-34-40    |
| 4     |  Citrus Valley (SS)           | 79    | 1:38:55   | 19:47      | 6:23     | 0:52      | 12-13-15-16-25-36-44   | 12-13-15-16-23-30-35 |
| 5     |  Walnut (SS)                  | 134   | 1:43:06   | 20:38      | 6:39     | 0:40      | 23-27-32-33-37-50-51   | 21-25-28-29-31-38-39 |
| 6     |  El Modena (SS)               | 180   | 1:47:42   | 21:33      | 6:56     | 2:00      | 26-42-48-66-71-74-84   | 24-33-37-42-44-47-53 |
| 7     |  Chino Hills (SS)             | 206   | 1:50:59   | 22:12      | 7:09     | 2:44      | 31-60-69-72-80-100-112 | 27-41-43-45-50-55-58 |
| 8     |  Diamond Bar (SS)             | 253   | 2:00:59   | 24:12      | 7:48     | 6:11      | 47-76-89-103-113       | 36-48-54-56-59       |
| 9     |  California (SS)              | 255   | 1:58:14   | 23:39      | 7:37     | 3:02      | 73-78-82-83-105-118    | 46-49-51-52-57-60    |
| DNP   |  Anaheim (SS)                 |       | 1:43:35   | 25:54      | 8:21     |           | 91-106-107-116         | 4 Runners            |
| DNP   |  Patriot (SS)                |       | 1:11:57   | 23:59      | 7:44     |           | 46-90-110              | 3 Runners            |
| DNP   |  Montclair (SS)             |       | 43:46     | 21:53      | 7:03     |           | 57-58                  | 2 Runners            |
| DNP   |  Hemet (SS)                 |       | 46:04     | 23:02      | 7:25     |           | 49-97                  | 2 Runners            |
| DNP   |  Redlands (SS)              |       | 49:24     | 24:42      | 7:57     |           | 81-109                 | 2 Runners            |

# Race 1 - Boys F/S 6+ - 5K

9/30/2023 - 8:15am

## Individual Results - Large

| Place      | Name             | Grade | Team                         | Time    | Points | Place      | Name                    | Grade | Team                         | Time    | Points |
|------------|------------------|-------|------------------------------|---------|--------|------------|-------------------------|-------|------------------------------|---------|--------|
| 1<br>(2)   | Cosimo Sampietro | 10    | Crescenta Valley (SS)        | 18:17.9 | 1      | 23<br>(28) | Cole San Antonio        | 9     | Walnut (SS)                  | 20:18.6 | 21     |
| 2<br>(3)   | Lennon Copas     | 10    | Santiago Corona (SS)         | 18:37.4 | 2      | 24<br>(29) | Frankie Tinajero        | 10    | Polytechnic - Riverside (SS) | 20:19.5 | 22     |
| 3<br>(4)   | George Johnson   | 9     | Crescenta Valley (SS)        | 18:38.3 | 3      | 25<br>(30) | Ethan Velazquez         | 10    | Citrus Valley (SS)           | 20:22.7 | 23     |
| 4<br>(5)   | Bodie Brown      | 10    | Santiago Corona (SS)         | 18:47.2 | 4      | 26<br>(31) | Daniel Romero           | 10    | El Modena (SS)               | 20:27.3 | 24     |
| 5<br>(6)   | Ryan Summers     | 10    | Santiago Corona (SS)         | 18:57.5 | 5      | 27<br>(32) | James (JiongJie) Qi     | 9     | Walnut (SS)                  | 20:29.5 | 25     |
| 6<br>(7)   | Kanoa Moreno     | 9     | Crescenta Valley (SS)        | 19:06.4 | 6      | 28<br>(33) | Derek Viramontes        | 9     | Polytechnic - Riverside (SS) | 20:30.1 | 26     |
| 7<br>(8)   | Benjamin Solis   | 10    | Polytechnic - Riverside (SS) | 19:09.3 | 7      | 29<br>(34) | Aidan Christopher       | 10    | Polytechnic - Riverside (SS) | 20:30.8 |        |
| 8<br>(9)   | Max Deguzman     | 10    | Polytechnic - Riverside (SS) | 19:17.4 | 8      | 30<br>(35) | Jerry Valle             | 9     | Polytechnic - Riverside (SS) | 20:30.9 |        |
| 9<br>(10)  | Rowan Ghosh      | 9     | Crescenta Valley (SS)        | 19:21.1 | 9      | 31<br>(36) | Tyler Enda              | 10    | Chino Hills (SS)             | 20:36.9 | 27     |
| 10<br>(11) | Matthew Bravo    | 9     | Polytechnic - Riverside (SS) | 19:24.2 | 10     | 32<br>(37) | Ayden Dao               | 10    | Walnut (SS)                  | 20:39.5 | 28     |
| 11<br>(13) | Daniel Holscher  | 10    | Polytechnic - Riverside (SS) | 19:25.3 | 11     | 33<br>(38) | Eason Wang              | 9     | Walnut (SS)                  | 20:39.8 | 29     |
| 12<br>(15) | Malakai Daniel   | 9     | Citrus Valley (SS)           | 19:31.3 | 12     | 34<br>(41) | Michael Gordon          | 9     | Crescenta Valley (SS)        | 20:43.5 |        |
| 13<br>(16) | Jose Trujillo    | 9     | Citrus Valley (SS)           | 19:33.6 | 13     | 35<br>(42) | Sidney Sztajnkrzyer     | 9     | Crescenta Valley (SS)        | 20:45.5 |        |
| 14<br>(17) | Matthew Hua      | 9     | Crescenta Valley (SS)        | 19:34.7 | 14     | 36<br>(44) | Gordon Snyder           | 10    | Citrus Valley (SS)           | 20:54.4 | 30     |
| 15<br>(18) | Ryan Schafer     | 10    | Citrus Valley (SS)           | 19:38.5 | 15     | 37<br>(47) | Arvin (Tsun Yi) Chau    | 10    | Walnut (SS)                  | 20:58.4 | 31     |
| 16<br>(19) | Jesus Saldana    | 9     | Citrus Valley (SS)           | 19:48.1 | 16     | 38<br>(48) | Isaac Flores            | 10    | Polytechnic - Riverside (SS) | 21:00.2 |        |
| 17<br>(20) | Isaac Johnson    | 9     | Crescenta Valley (SS)        | 19:49.6 | 17     | 39<br>(49) | Braydon Baker           | 10    | Santiago Corona (SS)         | 21:02.4 | 32     |
| 18<br>(21) | Andrew Suda      | 10    | Crescenta Valley (SS)        | 19:50.7 | 18     | 40<br>(50) | Vincent McPhee          | 10    | Polytechnic - Riverside (SS) | 21:02.6 |        |
| 19<br>(22) | Keaton Brown     | 10    | Polytechnic - Riverside (SS) | 19:51.7 | 19     | 41<br>(51) | Cristian Wimer Hernande | 10    | Crescenta Valley (SS)        | 21:03.4 |        |
| 20<br>(24) | Luke Yen         | 9     | Crescenta Valley (SS)        | 19:59.3 |        | 42<br>(52) | Derek Torres            | 10    | El Modena (SS)               | 21:03.7 | 33     |
| 21<br>(25) | Kaden Ladnier    | 9     | Santiago Corona (SS)         | 20:14.3 | 20     | 43<br>(53) | Garret Wakefield        | 10    | Santiago Corona (SS)         | 21:06.6 | 34     |
| 22<br>(27) | Dean Tongkumvong | 10    | Crescenta Valley (SS)        | 20:16.5 |        | 44<br>(54) | Aidan Vasquez           | 10    | Citrus Valley (SS)           | 21:10.2 | 35     |



# Race 1 - Boys F/S 6+ - 5K

9/30/2023 - 8:15am

## Individual Results - Large

| Place      | Name                 | Grade | Team                  | Time    | Points |
|------------|----------------------|-------|-----------------------|---------|--------|
| 45<br>(55) | Gabriel Robles       | 10    | Citrus Valley (SS)    | 21:10.7 |        |
| 46<br>(57) | Anthony Garcia Ortiz | 9     | Patriot (SS)          | 21:16.3 |        |
| 47<br>(58) | Kevin Lian           | 9     | Diamond Bar (SS)      | 21:23.7 | 36     |
| 48<br>(60) | Maxwell Gillanders   | 9     | El Modena (SS)        | 21:31.1 | 37     |
| 49<br>(61) | Daniel Perez         | 10    | Hemet (SS)            | 21:31.8 |        |
| 50<br>(62) | Tyler Foote          | 9     | Walnut (SS)           | 21:31.8 | 38     |
| 51<br>(63) | Logan Behar          | 9     | Walnut (SS)           | 21:32.2 | 39     |
| 52<br>(64) | Adriel Karathi       | 10    | Santiago Corona (SS)  | 21:34.8 | 40     |
| 53<br>(65) | Noah Jackson         | 9     | Walnut (SS)           | 21:39.7 |        |
| 54<br>(66) | Riley Marhevka       | 10    | Crescenta Valley (SS) | 21:40.8 |        |
| 55<br>(69) | Allen Ruangtai       | 9     | Walnut (SS)           | 21:50.3 |        |
| 56<br>(70) | Giorgio Banna        | 10    | Crescenta Valley (SS) | 21:51.5 |        |
| 57<br>(71) | Edgar Echeverria     | 11    | Montclair (SS)        | 21:51.9 |        |
| 58<br>(73) | Eammanuel Ramos      | 10    | Montclair (SS)        | 21:53.6 |        |
| 59<br>(75) | Monty Njoten         | 9     | Crescenta Valley (SS) | 22:02.1 |        |
| 60<br>(76) | Jack Paynich         | 9     | Chino Hills (SS)      | 22:02.4 | 41     |
| 61<br>(77) | Izaak Rodriguez      | 9     | Crescenta Valley (SS) | 22:05.2 |        |
| 62<br>(78) | Matthieu Mayhew      | 9     | Crescenta Valley (SS) | 22:05.5 |        |
| 63<br>(79) | Tristan Hsieh        | 9     | Walnut (SS)           | 22:10.4 |        |
| 64<br>(80) | Lucas Llm            | 9     | Walnut (SS)           | 22:10.8 |        |
| 65<br>(81) | Shayon Roy           | 9     | Crescenta Valley (SS) | 22:11.1 |        |
| 66<br>(82) | Alvin Sanchez        | 10    | El Modena (SS)        | 22:13.0 | 42     |

| Place       | Name                 | Grade | Team                         | Time    | Points |
|-------------|----------------------|-------|------------------------------|---------|--------|
| 67<br>(83)  | Daniel Jang          | 9     | Crescenta Valley (SS)        | 22:16.0 |        |
| 68<br>(84)  | Nathan Lopez         | 9     | Citrus Valley (SS)           | 22:16.4 |        |
| 69<br>(86)  | Vikram Sharma        | 9     | Chino Hills (SS)             | 22:25.2 | 43     |
| 70<br>(87)  | Brandon Wang         | 9     | Walnut (SS)                  | 22:25.8 |        |
| 71<br>(88)  | Miguel Gonzalez Vian | 10    | El Modena (SS)               | 22:26.8 | 44     |
| 72<br>(89)  | Santiago Garcia      | 10    | Chino Hills (SS)             | 22:33.1 | 45     |
| 73<br>(90)  | Ethan Jordan-Meyers  | 9     | California (SS)              | 22:34.8 | 46     |
| 74<br>(93)  | John Lopez           | 9     | El Modena (SS)               | 22:39.5 | 47     |
| 75<br>(94)  | Dylan Toh            | 9     | Walnut (SS)                  | 22:43.7 |        |
| 76<br>(96)  | Joel Kim             | 9     | Diamond Bar (SS)             | 22:47.1 | 48     |
| 77<br>(98)  | Jackson Ragle        | 10    | Citrus Valley (SS)           | 22:52.8 |        |
| 78<br>(99)  | Eli Magdaleno        | 9     | California (SS)              | 23:16.0 | 49     |
| 79<br>(100) | Brandon Lee          | 9     | Walnut (SS)                  | 23:19.1 |        |
| 80<br>(102) | James lo             | 9     | Chino Hills (SS)             | 23:20.6 | 50     |
| 81<br>(103) | Stephen Zhang        | 9     | Redlands (SS)                | 23:20.9 |        |
| 82<br>(104) | Karter Castro        | 9     | California (SS)              | 23:21.7 | 51     |
| 83<br>(106) | Daniel Chavez        | 10    | California (SS)              | 23:24.6 | 52     |
| 84<br>(107) | Jaxson Irwin         | 9     | El Modena (SS)               | 23:31.2 | 53     |
| 85<br>(109) | Erik Harcke          | 10    | Crescenta Valley (SS)        | 23:33.1 |        |
| 86<br>(110) | Damien Villegas-Vega | 10    | Polytechnic - Riverside (SS) | 23:36.8 |        |
| 87<br>(111) | Baden Smith          | 9     | El Modena (SS)               | 23:40.0 |        |
| 88<br>(113) | Joseph Papaleo       | 9     | Crescenta Valley (SS)        | 23:41.3 |        |



# Race 1 - Boys F/S 6+ - 5K

9/30/2023 - 8:15am

## Individual Results - Large









| Place        | Name                 | Grade | Team                  | Time    | Points |
|--------------|----------------------|-------|-----------------------|---------|--------|
| 89<br>(114)  | Sean Yeh             | 9     | Diamond Bar (SS)      | 23:45.3 | 54     |
| 90<br>(115)  | Luis Uribe           | 11    | Patriot (SS)          | 23:47.2 |        |
| 91<br>(116)  | Carlos Zea           | 10    | Anaheim (SS)          | 23:48.5 |        |
| 92<br>(117)  | Cohen Adame          | 9     | Citrus Valley (SS)    | 23:58.9 |        |
| 93<br>(118)  | Matthew Ayala        | 10    | Citrus Valley (SS)    | 24:01.2 |        |
| 94<br>(120)  | Andrew Ghassemian    | 9     | Crescenta Valley (SS) | 24:11.2 |        |
| 95<br>(122)  | Brayden Cheek        | 9     | Walnut (SS)           | 24:20.9 |        |
| 96<br>(123)  | Carter Gilliatt      | 9     | Santiago Corona (SS)  | 24:21.0 |        |
| 97<br>(126)  | Urias Perez          | 10    | Hemet (SS)            | 24:31.7 |        |
| 98<br>(127)  | Justin Abellera      | 9     | Walnut (SS)           | 24:39.0 |        |
| 99<br>(128)  | Chidubem Onyeachonam | 9     | Citrus Valley (SS)    | 24:43.2 |        |
| 100<br>(130) | Shane Carroll        | 9     | Chino Hills (SS)      | 25:19.6 | 55     |
| 101<br>(131) | Giuseppe Como        | 9     | Crescenta Valley (SS) | 25:23.9 |        |
| 102<br>(132) | Ethan Ku             | 9     | Crescenta Valley (SS) | 25:25.8 |        |
| 103<br>(133) | Curtis Chyau         | 10    | Diamond Bar (SS)      | 25:29.0 | 56     |
| 104<br>(134) | Bryce Bernabe        | 10    | El Modena (SS)        | 25:31.8 |        |
| 105<br>(135) | Xavier Morales       | 9     | California (SS)       | 25:36.2 | 57     |
| 106<br>(136) | Jose Aguilera        | 9     | Anaheim (SS)          | 25:41.6 |        |
| 107<br>(138) | Angel Isidro         | 10    | Anaheim (SS)          | 25:52.0 |        |
| 108<br>(139) | Sean Vu              | 10    | Walnut (SS)           | 26:01.0 |        |
| 109<br>(140) | Yahya Salman         | 9     | Redlands (SS)         | 26:02.7 |        |
| 110<br>(142) | Alberto Arellano     | 9     | Patriot (SS)          | 26:53.2 |        |

| Place        | Name          | Grade | Team                         | Time    | Points |
|--------------|---------------|-------|------------------------------|---------|--------|
| 111<br>(143) | Miles Mathews | 9     | Santiago Corona (SS)         | 27:01.0 |        |
| 112<br>(145) | Avi Mehta     | 9     | Chino Hills (SS)             | 27:09.8 | 58     |
| 113<br>(147) | William Tung  | 9     | Diamond Bar (SS)             | 27:33.8 | 59     |
| 114<br>(148) | Ashton Barty  | 9     | Crescenta Valley (SS)        | 27:47.7 |        |
| 115<br>(149) | Gavin Adair   | 9     | Citrus Valley (SS)           | 28:12.0 |        |
| 116<br>(150) | Cabrera Areli | 12    | Anaheim (SS)                 | 28:12.9 |        |
| 117<br>(151) | Jonathan Pena | 10    | Polytechnic - Riverside (SS) | 34:55.9 |        |
| 118<br>(152) | Elijah Garcia | 9     | California (SS)              | 36:05.2 | 60     |

# Race 1 - Boys F/S 6+ - 5K

9/30/2023 - 8:15am

## Team Results - Small

| Place | Team   | Score | Team Time | Runner Avg | Avg Mile | 5 Man Gap | Finish Order      | Scoring Order   |
|-------|--|-------|-----------|------------|----------|-----------|-------------------|-----------------|
| 1     |  Santiago - Garden Grove (SS) | 18    | 1:40:32   | 20:07      | 6:29     | 3:40      | 1-4-8-10-11-13-14 | 1-2-4-5-6-7-8   |
| 2     |  Gahr (Richard) (SS)          | 45    | 1:57:18   | 23:28      | 7:34     | 6:26      | 7-17-20-27-33-34  | 3-9-10-11-12-13 |
| DNP   |  Bonita (SS)                  |       | 59:12     | 19:44      | 6:22     |           | 2-3-5             | 3 Runners       |
| DNP   |  Don Lugo (SS)                |       | 1:06:26   | 22:09      | 7:08     |           | 9-19-21           | 3 Runners       |
| DNP   |  Damien (SS)                  |       | 1:07:54   | 22:38      | 7:18     |           | 6-12-31           | 3 Runners       |
| DNP   |  Brea Olinda (SS)             |       | 1:09:36   | 23:12      | 7:28     |           | 16-24-26          | 3 Runners       |
| DNP   |  Xavier College Prep (SS)     |       | 47:50     | 23:55      | 7:42     |           | 23-29             | 2 Runners       |
| DNP   |  La Mirada (SS)               |       | 49:03     | 24:32      | 7:54     |           | 18-32             | 2 Runners       |

# Race 1 - Boys F/S 6+ - 5K

9/30/2023 - 8:15am

## Individual Results - Small

| Place       | Name                | Grade | Team                         | Time    | Points |
|-------------|---------------------|-------|------------------------------|---------|--------|
| 1<br>(1)    | Jr Israel Gomez     | 10    | Santiago - Garden Grove (SS) | 17:33.1 | 1      |
| 2<br>(12)   | Landon Arvidson     | 10    | Bonita (SS)                  | 19:24.3 |        |
| 3<br>(14)   | Ethan Movsessian    | 9     | Bonita (SS)                  | 19:30.6 |        |
| 4<br>(23)   | Libni Garcia        | 10    | Santiago - Garden Grove (SS) | 19:58.0 | 2      |
| 5<br>(26)   | Daniel Karganilla   | 10    | Bonita (SS)                  | 20:16.4 |        |
| 6<br>(39)   | Ethan Dong          | 10    | Damien (SS)                  | 20:41.8 |        |
| 7<br>(40)   | JohnDillinger Lopez | 9     | Gahr (Richard) (SS)          | 20:42.9 | 3      |
| 8<br>(43)   | Dante Cobaxin       | 9     | Santiago - Garden Grove (SS) | 20:49.9 | 4      |
| 9<br>(45)   | Alberto Lopez       | 10    | Don Lugo (SS)                | 20:55.7 |        |
| 10<br>(46)  | Abraham Rodriguez   | 10    | Santiago - Garden Grove (SS) | 20:57.8 | 5      |
| 11<br>(56)  | Freddy Tellez       | 9     | Santiago - Garden Grove (SS) | 21:12.9 | 6      |
| 12<br>(59)  | Jonas Garcia        | 9     | Damien (SS)                  | 21:27.9 |        |
| 13<br>(67)  | Juan Tafoya         | 9     | Santiago - Garden Grove (SS) | 21:46.8 | 7      |
| 14<br>(68)  | James Kim           | 9     | Santiago - Garden Grove (SS) | 21:48.1 | 8      |
| 15<br>(72)  | Antonio Gurrola     | 9     | Santiago - Garden Grove (SS) | 21:53.3 |        |
| 16<br>(74)  | Isaac Pressman      | 9     | Brea Olinda (SS)             | 21:55.9 |        |
| 17<br>(85)  | Jason Limjuico      | 10    | Gahr (Richard) (SS)          | 22:24.1 | 9      |
| 18<br>(91)  | Elliot Haun         | 9     | La Mirada (SS)               | 22:37.8 |        |
| 19<br>(92)  | Geo Menchaca        | 9     | Don Lugo (SS)                | 22:39.1 |        |
| 20<br>(95)  | Adam Martinez       | 10    | Gahr (Richard) (SS)          | 22:45.4 | 10     |
| 21<br>(97)  | Andrew Ruiz         | 9     | Don Lugo (SS)                | 22:50.5 |        |
| 22<br>(101) | Joshua Olvera       | 10    | Santiago - Garden Grove (SS) | 23:19.8 |        |

| Place       | Name             | Grade | Team                         | Time    | Points |
|-------------|------------------|-------|------------------------------|---------|--------|
| 23<br>(105) | Christian Rivera | 9     | Xavier College Prep (SS)     | 23:23.7 |        |
| 24<br>(108) | Matthew Bermudez | 9     | Brea Olinda (SS)             | 23:31.5 |        |
| 25<br>(112) | Ismael Melgar    | 10    | Santiago - Garden Grove (SS) | 23:40.8 |        |
| 26<br>(119) | Jeremiah Newby   | 9     | Brea Olinda (SS)             | 24:07.7 |        |
| 27<br>(121) | Steven Rodriguez | 9     | Gahr (Richard) (SS)          | 24:17.0 | 11     |
| 28<br>(124) | Jesse Perea      | 9     | Santiago - Garden Grove (SS) | 24:25.4 |        |
| 29<br>(125) | Josh Stahl       | 9     | Xavier College Prep (SS)     | 24:26.3 |        |
| 30<br>(129) | Omar Ocampo      | 10    | Santiago - Garden Grove (SS) | 24:48.3 |        |
| 31<br>(137) | Vaughn Shepard   | 9     | Damien (SS)                  | 25:43.9 |        |
| 32<br>(141) | Marco DeLaCruz   | 10    | La Mirada (SS)               | 26:24.9 |        |
| 33<br>(144) | Michael Vargas   | 9     | Gahr (Richard) (SS)          | 27:08.5 | 12     |
| 34<br>(146) | Aiden Brunette   | 9     | Gahr (Richard) (SS)          | 27:12.4 | 13     |