





















Brea Invitational

Carbon Canyon

Race 8 - Boys Varsity 3-5 - 5K

9/30/2023 - 9:50am












Team Results - Overall

| Place | Team | Score | Team Time | Runner Avg | Avg Mile | 5 Man Gap | Finish Order | Scoring Order |
|-------|--|-------|-----------|------------|----------|-----------|----------------|---------------|
| 1 |  Montclair (SS) | 15 | 1:48:21 | 21:41 | 6:59 | 4:47 | 64-86-90-91-95 | 1-2-3-4-5 |
| DNP |  Santiago Corona (SS) | | 50:26 | 16:49 | 5:25 | | 1-2-5 | 3 Runners |
| DNP |  Polytechnic - Riverside (SS) | | 51:28 | 17:10 | 5:32 | | 7-8-16 | 3 Runners |
| DNP |  Crescenta Valley (SS) | | 51:30 | 17:10 | 5:32 | | 4-9-20 | 3 Runners |
| DNP |  Redlands (SS) | | 52:31 | 17:31 | 5:39 | | 14-23-25 | 3 Runners |
| DNP |  Citrus Valley (SS) | | 53:10 | 17:44 | 5:43 | | 3-13-56 | 3 Runners |
| DNP |  Brea Olinda (SS) | | 53:14 | 17:45 | 5:43 | | 10-30-35 | 3 Runners |
| DNP |  Orange Vista (SS) | | 53:27 | 17:49 | 5:45 | | 22-31-32 | 3 Runners |
| DNP |  Patriot (SS) | | 53:43 | 17:55 | 5:46 | | 11-21-55 | 3 Runners |
| DNP |  El Rancho (SS) | | 53:47 | 17:56 | 5:47 | | 6-26-57 | 3 Runners |
| DNP |  Newport Harbor (SS) | | 54:05 | 18:02 | 5:49 | | 19-27-51 | 3 Runners |
| DNP |  Bonita (SS) | | 54:27 | 18:09 | 5:51 | | 17-44-47 | 3 Runners |
| DNP |  Diamond Bar (SS) | | 54:36 | 18:12 | 5:52 | | 34-38-43 | 3 Runners |
| DNP |  Los Osos (SS) | | 54:36 | 18:12 | 5:52 | | 18-41-49 | 3 Runners |
| DNP |  Don Lugo (SS) | | 54:48 | 18:16 | 5:53 | | 28-29-59 | 3 Runners |
| DNP |  Santiago - Garden Grove (SS) | | 54:57 | 18:19 | 5:54 | | 33-37-52 | 3 Runners |
| DNP |  Anaheim (SS) | | 55:57 | 18:39 | 6:01 | | 12-50-71 | 3 Runners |
| DNP |  West Covina (SS) | | 56:16 | 18:46 | 6:03 | | 15-62-67 | 3 Runners |
| DNP |  El Modena (SS) | | 56:29 | 18:50 | 6:04 | | 24-40-79 | 3 Runners |
| DNP |  Shadow Hills (SS) | | 56:36 | 18:52 | 6:05 | | 39-42-74 | 3 Runners |

Race 8 - Boys Varsity 3-5 - 5K

9/30/2023 - 9:50am

Team Results - Overall

| Place | Team | Score | Team Time | Runner Avg | Avg Mile | 5 Man Gap | Finish Order | Scoring Order |
|-------|---|-------|-----------|------------|----------|-----------|--------------|---------------|
| DNP |  Damien (SS) | | 56:39 | 18:53 | 6:05 | | 36-46-75 | 3 Runners |
| DNP |  La Mirada (SS) | | 57:18 | 19:06 | 6:09 | | 53-60-61 | 3 Runners |
| DNP |  Granite Hills (SS) | | 57:58 | 19:20 | 6:14 | | 58-63-65 | 3 Runners |
| DNP |  Xavier College Prep (SS) | | 59:15 | 19:45 | 6:22 | | 45-77-80 | 3 Runners |
| DNP |  Chino Hills (SS) | | 59:53 | 19:58 | 6:26 | | 54-72-87 | 3 Runners |
| DNP |  Gahr (Richard) (SS) | | 1:00:05 | 20:02 | 6:27 | | 69-73-81 | 3 Runners |
| DNP |  South El Monte (SS) | | 1:00:47 | 20:16 | 6:32 | | 66-78-83 | 3 Runners |
| DNP |  El Monte (SS) | | 1:01:40 | 20:34 | 6:37 | | 48-76-92 | 3 Runners |
| DNP |  Walnut (SS) | | 1:03:26 | 21:09 | 6:49 | | 68-82-94 | 3 Runners |
| DNP |  Hemet (SS) | | 1:08:51 | 22:57 | 7:24 | | 85-89-97 | 3 Runners |
| DNP |  La Puente (SS) | | 42:04 | 21:02 | 6:47 | | 84-88 | 2 Runners |
| DNP |  Calvary Chapel Santa Ana (SS) | | 49:32 | 24:46 | 7:59 | | 93-96 | 2 Runners |
| DNP |  Southlands Christian (SS) | | 19:48 | 19:48 | 6:23 | | 70 | 1 Runner |

Race 8 - Boys Varsity 3-5 - 5K

9/30/2023 - 9:50am

Individual Results - Overall

| Place | Name | Grade | Team | Time | Points |
|-------|----------------------|-------|------------------------------|---------|--------|
| 1 | Jake Rubalcaba | 11 | Santiago Corona (SS) | 16:43.8 | |
| 2 | Brandon Fonseca | 11 | Santiago Corona (SS) | 16:45.8 | |
| 3 | Diego Caldera | 11 | Citrus Valley (SS) | 16:50.8 | |
| 4 | Ayaan Hasan | 11 | Crescenta Valley (SS) | 16:52.3 | |
| 5 | Jett Blake | 11 | Santiago Corona (SS) | 16:56.1 | |
| 6 | Erick De Leon | 10 | El Rancho (SS) | 17:00.1 | |
| 7 | Ares Grez | 9 | Polytechnic - Riverside (SS) | 17:00.2 | |
| 8 | Micah Chandler | 11 | Polytechnic - Riverside (SS) | 17:04.0 | |
| 9 | Martin Macias | 10 | Crescenta Valley (SS) | 17:09.0 | |
| 10 | Joshua Ramirez | 12 | Brea Olinda (SS) | 17:13.5 | |
| 11 | Isaiah Medrano | 11 | Patriot (SS) | 17:14.9 | |
| 12 | Julio Jaracuaro | 12 | Anaheim (SS) | 17:16.9 | |
| 13 | Angel Ventura | 12 | Citrus Valley (SS) | 17:18.5 | |
| 14 | Brayden Choi | 11 | Redlands (SS) | 17:19.8 | |
| 15 | Lares Isiah | 11 | West Covina (SS) | 17:22.7 | |
| 16 | Beckett Sullivan | 11 | Polytechnic - Riverside (SS) | 17:23.7 | |
| 17 | Jake Ordaz | 11 | Bonita (SS) | 17:24.8 | |
| 18 | Matthew Ruiz | 12 | Los Osos (SS) | 17:25.9 | |
| 19 | Charlie Bocks | 10 | Newport Harbor (SS) | 17:28.2 | |
| 20 | Nathan Lee | 12 | Crescenta Valley (SS) | 17:28.5 | |
| 21 | Zemanuel Lopez | 11 | Patriot (SS) | 17:31.8 | |
| 22 | Alex Sanchez | 11 | Orange Vista (SS) | 17:32.9 | |
| 23 | Carlos Arias | 11 | Redlands (SS) | 17:34.3 | |
| 24 | Jake Cashion | 10 | El Modena (SS) | 17:35.5 | |
| 25 | Drew Anderson | 11 | Redlands (SS) | 17:36.7 | |
| 26 | Christopher Gonzalez | 11 | El Rancho (SS) | 17:43.9 | |
| 27 | Noah Grunburg | 12 | Newport Harbor (SS) | 17:44.8 | |
| 28 | Camron D'Elia | 12 | Don Lugo (SS) | 17:52.2 | |
| 29 | Caidin D'Elia | 10 | Don Lugo (SS) | 17:52.8 | |
| 30 | Niko Scott | 11 | Brea Olinda (SS) | 17:56.0 | |
| 31 | Gilberto De Paz | 12 | Orange Vista (SS) | 17:56.8 | |
| 32 | Peter Sandoval | 11 | Orange Vista (SS) | 17:56.9 | |

| Place | Name | Grade | Team | Time | Points |
|-------|---------------------|-------|------------------------------|---------|--------|
| 33 | Jason Cifuentes | 11 | Santiago - Garden Grove (SS) | 17:57.1 | |
| 34 | Kiran Joseph | 10 | Diamond Bar (SS) | 18:02.8 | |
| 35 | Matthew Choi | 11 | Brea Olinda (SS) | 18:04.5 | |
| 36 | Sean Ortiz | 11 | Damien (SS) | 18:05.4 | |
| 37 | Steve Cifuentes | 10 | Santiago - Garden Grove (SS) | 18:07.6 | |
| 38 | Codie Kwok | 11 | Diamond Bar (SS) | 18:08.8 | |
| 39 | David Gatica | 11 | Shadow Hills (SS) | 18:18.6 | |
| 40 | Micah Courvoisier | 10 | El Modena (SS) | 18:20.7 | |
| 41 | Dominic Skiles | 11 | Los Osos (SS) | 18:22.2 | |
| 42 | Ernesto Ibarra | 11 | Shadow Hills (SS) | 18:23.3 | |
| 43 | Steve Mungai | 9 | Diamond Bar (SS) | 18:23.8 | |
| 44 | Davis Karganilla | 11 | Bonita (SS) | 18:25.9 | |
| 45 | Jake Hermsen | 10 | Xavier College Prep (SS) | 18:28.6 | |
| 46 | Ben Reyes | 11 | Damien (SS) | 18:33.3 | |
| 47 | Bryce Jenkins | 11 | Bonita (SS) | 18:35.6 | |
| 48 | Derek Tapia | 11 | El Monte (SS) | 18:43.8 | |
| 49 | Brayden Cox | 11 | Los Osos (SS) | 18:47.6 | |
| 50 | Eduardo Leal | 11 | Anaheim (SS) | 18:51.1 | |
| 51 | Kelty Pewthers | 11 | Newport Harbor (SS) | 18:52.0 | |
| 52 | Justin Perez | 10 | Santiago - Garden Grove (SS) | 18:52.1 | |
| 53 | Ryan Diaz | 10 | La Mirada (SS) | 18:55.3 | |
| 54 | Christopher Ramirez | 11 | Chino Hills (SS) | 18:55.9 | |
| 55 | Anthony Vargas | 12 | Patriot (SS) | 18:56.2 | |
| 56 | Nathan Castaneda | 11 | Citrus Valley (SS) | 19:00.4 | |
| 57 | Fabian Cortez | 11 | El Rancho (SS) | 19:02.5 | |
| 58 | Henry MEDRANO | 10 | Granite Hills (SS) | 19:02.9 | |
| 59 | Jared Estrada | 10 | Don Lugo (SS) | 19:03.0 | |
| 60 | Gabriel Lucero | 12 | La Mirada (SS) | 19:10.6 | |
| 61 | Vladimir Parra | 11 | La Mirada (SS) | 19:11.5 | |
| 62 | Elijah McClain | 11 | West Covina (SS) | 19:17.6 | |
| 63 | Jose Pena | 12 | Granite Hills (SS) | 19:21.0 | |
| 64 | Eammanuel Ramos | 10 | Montclair (SS) | 19:30.7 | 1 |
| 65 | Rory Aparicio | 9 | Granite Hills (SS) | 19:33.7 | |
| 66 | Jarin Lopez | 11 | South El Monte (SS) | 19:34.9 | |
| 67 | Nathan Coronel | 10 | West Covina (SS) | 19:35.4 | |
| 68 | Ethan Cao | 11 | Walnut (SS) | 19:36.0 | |

Race 8 - Boys Varsity 3-5 - 5K

9/30/2023 - 9:50am

Individual Results - Overall

| Place | Name | Grade | Team | Time | Points |
|-------|--------------------|-------|-------------------------------|---------|--------|
| 69 | Minguk Wie | 11 | Gahr (Richard) (SS) | 19:40.0 | |
| 70 | Nathan Cleary | 11 | Southlands Christian (SS) | 19:47.2 | |
| 71 | Miguel Martinez | 10 | Anaheim (SS) | 19:48.2 | |
| 72 | Parker Heil | 12 | Chino Hills (SS) | 19:48.6 | |
| 73 | Johnathan Delgado | 12 | Gahr (Richard) (SS) | 19:51.0 | |
| 74 | Kaleb Rubalcava | 11 | Shadow Hills (SS) | 19:53.5 | |
| 75 | Josh Ingal | 11 | Damien (SS) | 20:00.3 | |
| 76 | Gavin Galves | 9 | El Monte (SS) | 20:05.9 | |
| 77 | Christian Bravo | 10 | Xavier College Prep (SS) | 20:13.0 | |
| 78 | Eric Navarro | 12 | South El Monte (SS) | 20:24.7 | |
| 79 | Cooper Jonsef | 11 | El Modena (SS) | 20:32.7 | |
| 80 | Jackson DeJardin | 12 | Xavier College Prep (SS) | 20:32.9 | |
| 81 | Joseph Delgadillo | 11 | Gahr (Richard) (SS) | 20:33.4 | |
| 82 | Joshua Hung | 12 | Walnut (SS) | 20:35.2 | |
| 83 | Gabriel Rincon | 12 | South El Monte (SS) | 20:46.6 | |
| 84 | Omar Robles | 12 | La Puente (SS) | 20:53.3 | |
| 85 | Sebastian Gonzalez | 12 | Hemet (SS) | 20:59.8 | |
| 86 | David Leyva | 11 | Montclair (SS) | 21:05.3 | 2 |
| 87 | Robert Cantoran | 11 | Chino Hills (SS) | 21:07.9 | |
| 88 | Naussen Torres | 11 | La Puente (SS) | 21:10.6 | |
| 89 | Jesse Hall | 10 | Hemet (SS) | 21:16.3 | |
| 90 | Fernando Jiemenez | 10 | Montclair (SS) | 21:42.5 | 3 |
| 91 | Jonathan Hernandez | 11 | Montclair (SS) | 21:45.2 | 4 |
| 92 | Joaquin Perez | 11 | El Monte (SS) | 22:50.1 | |
| 93 | Lucho Castro | 10 | Calvary Chapel Santa Ana (SS) | 22:57.5 | |
| 94 | Jack (Jiahua) Wen | 12 | Walnut (SS) | 23:14.6 | |
| 95 | Adan Tepalt | 12 | Montclair (SS) | 24:17.2 | 5 |
| 96 | Adam Hillstead | 11 | Calvary Chapel Santa Ana (SS) | 26:33.9 | |
| 97 | Mason Rios | 11 | Hemet (SS) | 26:34.9 | |

Race 8 - Boys Varsity 3-5 - 5K

9/30/2023 - 9:50am

Team Results - Large

| Place | Team | Score | Team Time | Runner Avg | Avg Mile | 5 Man Gap | Finish Order | Scoring Order |
|-------|--|-------|-----------|------------|----------|-----------|----------------|---------------|
| 1 |  Montclair (SS) | 15 | 1:48:21 | 21:41 | 6:59 | 4:47 | 39-46-49-50-52 | 1-2-3-4-5 |
| DNP |  Santiago Corona (SS) | | 50:26 | 16:49 | 5:25 | | 1-2-5 | 3 Runners |
| DNP |  Polytechnic - Riverside (SS) | | 51:28 | 17:10 | 5:32 | | 7-8-14 | 3 Runners |
| DNP |  Crescenta Valley (SS) | | 51:30 | 17:10 | 5:32 | | 4-9-17 | 3 Runners |
| DNP |  Redlands (SS) | | 52:31 | 17:31 | 5:39 | | 13-20-22 | 3 Runners |
| DNP |  Citrus Valley (SS) | | 53:10 | 17:44 | 5:43 | | 3-12-37 | 3 Runners |
| DNP |  Orange Vista (SS) | | 53:27 | 17:49 | 5:45 | | 19-25-26 | 3 Runners |
| DNP |  Patriot (SS) | | 53:43 | 17:55 | 5:46 | | 10-18-36 | 3 Runners |
| DNP |  El Rancho (SS) | | 53:47 | 17:56 | 5:47 | | 6-23-38 | 3 Runners |
| DNP |  Newport Harbor (SS) | | 54:05 | 18:02 | 5:49 | | 16-24-34 | 3 Runners |
| DNP |  Diamond Bar (SS) | | 54:36 | 18:12 | 5:52 | | 27-28-31 | 3 Runners |
| DNP |  Los Osos (SS) | | 54:36 | 18:12 | 5:52 | | 15-30-32 | 3 Runners |
| DNP |  Anaheim (SS) | | 55:57 | 18:39 | 6:01 | | 11-33-41 | 3 Runners |
| DNP |  El Modena (SS) | | 56:29 | 18:50 | 6:04 | | 21-29-43 | 3 Runners |
| DNP |  Chino Hills (SS) | | 59:53 | 19:58 | 6:26 | | 35-42-47 | 3 Runners |
| DNP |  Walnut (SS) | | 1:03:26 | 21:09 | 6:49 | | 40-44-51 | 3 Runners |
| DNP |  Hemet (SS) | | 1:08:51 | 22:57 | 7:24 | | 45-48-53 | 3 Runners |

Race 8 - Boys Varsity 3-5 - 5K

9/30/2023 - 9:50am

Individual Results - Large

| Place | Name | Grade | Team | Time | Points | Place | Name | Grade | Team | Time | Points |
|------------|------------------|-------|------------------------------|---------|--------|------------|----------------------|-------|---------------------|---------|--------|
| 1 (1) | Jake Rubalcaba | 11 | Santiago Corona (SS) | 16:43.8 | | 23 (26) | Christopher Gonzalez | 11 | El Rancho (SS) | 17:43.9 | |
| 2 (2) | Brandon Fonseca | 11 | Santiago Corona (SS) | 16:45.8 | | 24 (27) | Noah Grunburg | 12 | Newport Harbor (SS) | 17:44.8 | |
| 3 (3) | Diego Caldera | 11 | Citrus Valley (SS) | 16:50.8 | | 25 (31) | Gilberto De Paz | 12 | Orange Vista (SS) | 17:56.8 | |
| 4 (4) | Ayaan Hasan | 11 | Crescenta Valley (SS) | 16:52.3 | | 26 (32) | Peter Sandoval | 11 | Orange Vista (SS) | 17:56.9 | |
| 5 (5) | Jett Blake | 11 | Santiago Corona (SS) | 16:56.1 | | 27 (34) | Kiran Joseph | 10 | Diamond Bar (SS) | 18:02.8 | |
| 6 (6) | Erick De Leon | 10 | El Rancho (SS) | 17:00.1 | | 28 (38) | Codie Kwok | 11 | Diamond Bar (SS) | 18:08.8 | |
| 7 (7) | Ares Grez | 9 | Polytechnic - Riverside (SS) | 17:00.2 | | 29 (40) | Micah Courvoisier | 10 | El Modena (SS) | 18:20.7 | |
| 8 (8) | Micah Chandler | 11 | Polytechnic - Riverside (SS) | 17:04.0 | | 30 (41) | Dominic Skiles | 11 | Los Osos (SS) | 18:22.2 | |
| 9 (9) | Martin Macias | 10 | Crescenta Valley (SS) | 17:09.0 | | 31 (43) | Steve Mungai | 9 | Diamond Bar (SS) | 18:23.8 | |
| 10 (11) | Isaiah Medrano | 11 | Patriot (SS) | 17:14.9 | | 32 (49) | Brayden Cox | 11 | Los Osos (SS) | 18:47.6 | |
| 11 (12) | Julio Jaracuaro | 12 | Anaheim (SS) | 17:16.9 | | 33 (50) | Eduardo Leal | 11 | Anaheim (SS) | 18:51.1 | |
| 12 (13) | Angel Ventura | 12 | Citrus Valley (SS) | 17:18.5 | | 34 (51) | Kelty Pewthers | 11 | Newport Harbor (SS) | 18:52.0 | |
| 13 (14) | Brayden Choi | 11 | Redlands (SS) | 17:19.8 | | 35 (54) | Chistopher Ramirez | 11 | Chino Hills (SS) | 18:55.9 | |
| 14 (16) | Beckett Sullivan | 11 | Polytechnic - Riverside (SS) | 17:23.7 | | 36 (55) | Anthony Vargas | 12 | Patriot (SS) | 18:56.2 | |
| 15 (18) | Matthew Ruiz | 12 | Los Osos (SS) | 17:25.9 | | 37 (56) | Nathan Castaneda | 11 | Citrus Valley (SS) | 19:00.4 | |
| 16 (19) | Charlie Bocks | 10 | Newport Harbor (SS) | 17:28.2 | | 38 (57) | Fabian Cortez | 11 | El Rancho (SS) | 19:02.5 | |
| 17 (20) | Nathan Lee | 12 | Crescenta Valley (SS) | 17:28.5 | | 39 (64) | Eammanuel Ramos | 10 | Montclair (SS) | 19:30.7 | 1 |
| 18 (21) | Zemanuel Lopez | 11 | Patriot (SS) | 17:31.8 | | 40 (68) | Ethan Cao | 11 | Walnut (SS) | 19:36.0 | |
| 19 (22) | Alex Sanchez | 11 | Orange Vista (SS) | 17:32.9 | | 41 (71) | Miguel Martinez | 10 | Anaheim (SS) | 19:48.2 | |
| 20 (23) | Carlos Arias | 11 | Redlands (SS) | 17:34.3 | | 42 (72) | Parker Heil | 12 | Chino Hills (SS) | 19:48.6 | |
| 21 (24) | Jake Cashion | 10 | El Modena (SS) | 17:35.5 | | 43 (79) | Cooper Jonsef | 11 | El Modena (SS) | 20:32.7 | |
| 22 (25) | Drew Anderson | 11 | Redlands (SS) | 17:36.7 | | 44 (82) | Joshua Hung | 12 | Walnut (SS) | 20:35.2 | |

Race 8 - Boys Varsity 3-5 - 5K

9/30/2023 - 9:50am


Individual Results - Large

| Place | Name | Grade | Team | Time | Points |
|------------|--------------------|-------|------------------|---------|--------|
| 45 (85) | Sebastian Gonzalez | 12 | Hemet (SS) | 20:59.8 | |
| 46 (86) | David Leyva | 11 | Montclair (SS) | 21:05.3 | 2 |
| 47 (87) | Robert Cantoran | 11 | Chino Hills (SS) | 21:07.9 | |
| 48 (89) | Jesse Hall | 10 | Hemet (SS) | 21:16.3 | |
| 49 (90) | Fernando Jiemenez | 10 | Montclair (SS) | 21:42.5 | 3 |
| 50 (91) | Jonathan Hernandez | 11 | Montclair (SS) | 21:45.2 | 4 |
| 51 (94) | Jack (Jiahua) Wen | 12 | Walnut (SS) | 23:14.6 | |
| 52 (95) | Adan Tepalt | 12 | Montclair (SS) | 24:17.2 | 5 |
| 53 (97) | Mason Rios | 11 | Hemet (SS) | 26:34.9 | |

Race 8 - Boys Varsity 3-5 - 5K

9/30/2023 - 9:50am

Team Results - Small

| Place | Team | Score | Team Time | Runner Avg | Avg Mile | 5 Man Gap | Finish Order | Scoring Order |
|-------|---|-------|-----------|------------|----------|-----------|--------------|---------------|
| DNP |  Brea Olinda (SS) | | 53:14 | 17:45 | 5:43 | | 1-6-8 | 3 Runners |
| DNP |  Bonita (SS) | | 54:27 | 18:09 | 5:51 | | 3-13-16 | 3 Runners |
| DNP |  Don Lugo (SS) | | 54:48 | 18:16 | 5:53 | | 4-5-21 | 3 Runners |
| DNP |  Santiago - Garden Grove (SS) | | 54:57 | 18:19 | 5:54 | | 7-10-18 | 3 Runners |
| DNP |  West Covina (SS) | | 56:16 | 18:46 | 6:03 | | 2-24-28 | 3 Runners |
| DNP |  Shadow Hills (SS) | | 56:36 | 18:52 | 6:05 | | 11-12-32 | 3 Runners |
| DNP |  Damien (SS) | | 56:39 | 18:53 | 6:05 | | 9-15-33 | 3 Runners |
| DNP |  La Mirada (SS) | | 57:18 | 19:06 | 6:09 | | 19-22-23 | 3 Runners |
| DNP |  Granite Hills (SS) | | 57:58 | 19:20 | 6:14 | | 20-25-26 | 3 Runners |
| DNP |  Xavier College Prep (SS) | | 59:15 | 19:45 | 6:22 | | 14-35-37 | 3 Runners |
| DNP |  Gahr (Richard) (SS) | | 1:00:05 | 20:02 | 6:27 | | 29-31-38 | 3 Runners |
| DNP |  South El Monte (SS) | | 1:00:47 | 20:16 | 6:32 | | 27-36-39 | 3 Runners |
| DNP |  El Monte (SS) | | 1:01:40 | 20:34 | 6:37 | | 17-34-42 | 3 Runners |
| DNP |  La Puente (SS) | | 42:04 | 21:02 | 6:47 | | 40-41 | 2 Runners |
| DNP |  Calvary Chapel Santa Ana (SS) | | 49:32 | 24:46 | 7:59 | | 43-44 | 2 Runners |
| DNP |  Southlands Christian (SS) | | 19:48 | 19:48 | 6:23 | | 30 | 1 Runner |

Race 8 - Boys Varsity 3-5 - 5K

9/30/2023 - 9:50am

Individual Results - Small

| Place | Name | Grade | Team | Time | Points |
|------------|------------------|-------|------------------------------|---------|--------|
| 1 (10) | Joshua Ramirez | 12 | Brea Olinda (SS) | 17:13.5 | |
| 2 (15) | Lares Isiah | 11 | West Covina (SS) | 17:22.7 | |
| 3 (17) | Jake Ordaz | 11 | Bonita (SS) | 17:24.8 | |
| 4 (28) | Camron D'Elia | 12 | Don Lugo (SS) | 17:52.2 | |
| 5 (29) | Caidin D'Elia | 10 | Don Lugo (SS) | 17:52.8 | |
| 6 (30) | Niko Scott | 11 | Brea Olinda (SS) | 17:56.0 | |
| 7 (33) | Jason Cifuentes | 11 | Santiago - Garden Grove (SS) | 17:57.1 | |
| 8 (35) | Matthew Choi | 11 | Brea Olinda (SS) | 18:04.5 | |
| 9 (36) | Sean Ortiz | 11 | Damien (SS) | 18:05.4 | |
| 10 (37) | Steve Cifuentes | 10 | Santiago - Garden Grove (SS) | 18:07.6 | |
| 11 (39) | David Gatica | 11 | Shadow Hills (SS) | 18:18.6 | |
| 12 (42) | Ernesto Ibarra | 11 | Shadow Hills (SS) | 18:23.3 | |
| 13 (44) | Davis Karganilla | 11 | Bonita (SS) | 18:25.9 | |
| 14 (45) | Jake Hermsen | 10 | Xavier College Prep (SS) | 18:28.6 | |
| 15 (46) | Ben Reyes | 11 | Damien (SS) | 18:33.3 | |
| 16 (47) | Bryce Jenkins | 11 | Bonita (SS) | 18:35.6 | |
| 17 (48) | Derek Tapia | 11 | El Monte (SS) | 18:43.8 | |
| 18 (52) | Justin Perez | 10 | Santiago - Garden Grove (SS) | 18:52.1 | |
| 19 (53) | Ryan Diaz | 10 | La Mirada (SS) | 18:55.3 | |
| 20 (58) | Henry MEDRANO | 10 | Granite Hills (SS) | 19:02.9 | |
| 21 (59) | Jared Estrada | 10 | Don Lugo (SS) | 19:03.0 | |
| 22 (60) | Gabriel Lucero | 12 | La Mirada (SS) | 19:10.6 | |

| Place | Name | Grade | Team | Time | Points |
|------------|-------------------|-------|-------------------------------|---------|--------|
| 23 (61) | Vladimir Parra | 11 | La Mirada (SS) | 19:11.5 | |
| 24 (62) | Elijah McClain | 11 | West Covina (SS) | 19:17.6 | |
| 25 (63) | Jose Pena | 12 | Granite Hills (SS) | 19:21.0 | |
| 26 (65) | Rory Aparicio | 9 | Granite Hills (SS) | 19:33.7 | |
| 27 (66) | Jarin Lopez | 11 | South El Monte (SS) | 19:34.9 | |
| 28 (67) | Nathan Coronel | 10 | West Covina (SS) | 19:35.4 | |
| 29 (69) | Minguk Wie | 11 | Gahr (Richard) (SS) | 19:40.0 | |
| 30 (70) | Nathan Cleary | 11 | Southlands Christian (SS) | 19:47.2 | |
| 31 (73) | Johnathan Delgado | 12 | Gahr (Richard) (SS) | 19:51.0 | |
| 32 (74) | Kaleb Rubalcava | 11 | Shadow Hills (SS) | 19:53.5 | |
| 33 (75) | Josh Ingal | 11 | Damien (SS) | 20:00.3 | |
| 34 (76) | Gavin Galves | 9 | El Monte (SS) | 20:05.9 | |
| 35 (77) | Christian Bravo | 10 | Xavier College Prep (SS) | 20:13.0 | |
| 36 (78) | Eric Navarro | 12 | South El Monte (SS) | 20:24.7 | |
| 37 (80) | Jackson DeJardin | 12 | Xavier College Prep (SS) | 20:32.9 | |
| 38 (81) | Joseph Delgadillo | 11 | Gahr (Richard) (SS) | 20:33.4 | |
| 39 (83) | Gabriel Rincon | 12 | South El Monte (SS) | 20:46.6 | |
| 40 (84) | Omar Robles | 12 | La Puente (SS) | 20:53.3 | |
| 41 (88) | Naussen Torres | 11 | La Puente (SS) | 21:10.6 | |
| 42 (92) | Joaquin Perez | 11 | El Monte (SS) | 22:50.1 | |
| 43 (93) | Lucho Castro | 10 | Calvary Chapel Santa Ana (SS) | 22:57.5 | |
| 44 (96) | Adam Hillstead | 11 | Calvary Chapel Santa Ana (SS) | 26:33.9 | |

