
















# Central Park Invitational

## Huntington

### Race 11 - Varsity Girls Section 2 - 3 Mile

9/30/2023 - 1:00pm




### Team Results

Place	Team	Score	Team Time	Runner Avg	Avg Mile	5 Man Gap	Finish Order	Scoring Order
1	 Yorba Linda (SS)	38	1:35:43	19:09	6:23	1:47	2-4-9-10-20-27-35	2-4-7-8-17-21-29
2	 Redlands East Valley (SS)	63	1:37:32	19:31	6:31	2:12	3-5-13-24-30-48-61	3-5-11-20-24-41-49
3	 Rowland (John A.) (SS)	101	1:41:14	20:15	6:45	1:29	11-16-31-32-33-34-67	9-14-25-26-27-28-55
4	 Torrance (SS)	116	1:42:15	20:27	6:49	2:03	14-17-21-37-47-49-51	12-15-18-31-40-42-44
5	 Foothill Technology (SS)	140	1:43:12	20:39	6:53	2:14	12-15-41-45-50-59-66	10-13-35-39-43-47-54
6	Wilson (Glen A.) - Hacienda Heig	141	1:44:03	20:49	6:57	3:55	8-22-29-42-69-77	6-19-23-36-57-63
7	 Canoga Park (LA)	142	1:43:30	20:42	6:54	4:04	1-18-38-53-60-65	1-16-32-45-48-53
8	 Chadwick (SS)	259	1:52:13	22:27	7:29	2:37	36-40-72-80-84-88-101	30-34-60-66-69-72-81
9	 Cerritos (SS)	265	1:53:10	22:38	7:33	2:54	28-64-71-79-81	22-52-59-65-67
10	 Temple City (SS)	310	1:56:14	23:15	7:45	2:31	55-63-75-91-94-111	46-51-62-74-77-87
11	 Gahr (Richard) (SS)	314	1:56:24	23:17	7:46	2:58	43-70-87-89-92	37-58-71-73-75
12	 Nordhoff (SS)	328	2:01:50	24:22	8:08	7:21	39-62-86-107-116	33-50-70-84-91
13	 Culver City (SS)	339	1:58:26	23:42	7:54	3:31	44-78-96-97-100-105	38-64-78-79-80-83
14	 Rancho Mirage (SS)	371	2:03:40	24:44	8:15	3:57	68-82-93-108-110-114	56-68-76-85-86-89
15	 St. Anthony (SS)	413	2:23:52	28:47	9:36	16:23	74-103-112-115-120	61-82-88-90-92
DNP	Providence - Burbank (SS)		1:28:49	22:13	7:25		6-52-83-99	4 Runners
DNP	 Citrus Hill (SS)		1:58:42	29:41	9:54		7-76-119-121	4 Runners
DNP	Academy for Academic Excellence		1:16:38	25:33	8:31		73-106-113	3 Runners

# Race 11 - Varsity Girls Section 2 - 3 Mile

9/30/2023 - 1:00pm

## Team Results

Place	Team	Score	Team Time	Runner Avg	Avg Mile	5 Man Gap	Finish Order	Scoring Order
DNP	 Big Bear (SS)		40:35	20:18	6:46		19-26	2 Runners
DNP	 Crawford (SD)		42:15	21:08	7:03		25-54	2 Runners
DNP	 Leuzinger (SS)		46:23	23:12	7:44		23-109	2 Runners
DNP	 Samueli Academy (SS)		50:04	25:02	8:21		98-104	2 Runners
DNP	Indian Springs High School		1:05:11	32:36	10:52		117-118	2 Runners

# Race 11 - Varsity Girls Section 2 - 3 Mile

9/30/2023 - 1:00pm

## Individual Results

Place	Name	Grade	Team	Time	Points
1	Angelina Valladares	12	Canoga Park (LA)	18:17.5	1
2	Isabella Wroblewski	9	Yorba Linda (SS)	18:25.1	2
3	Meghan Walker	11	Redlands East Valley (SS)	18:26.1	3
4	Olivia Reed	11	Yorba Linda (SS)	18:28.7	4
5	Katie Hornung	11	Redlands East Valley (SS)	18:36.5	5
6	Natalie Gonzalez	11	Providence - Burbank (SS)	18:41.8	
7	Abygail Villarreal	12	Citrus Hill (SS)	18:53.6	
8	Alanna Orozco	10	Wilson (Glen A.) - Hacienda Heig	19:03.5	6
9	Brooke Boyd	10	Yorba Linda (SS)	19:18.6	7
10	Mackenzie Dalton	10	Yorba Linda (SS)	19:18.7	8
11	Gogo Zhou	11	Rowland (John A.) (SS)	19:19.2	9
12	Keera Wallace	10	Foothill Technology (SS)	19:25.4	10
13	Isabella Bravo	11	Redlands East Valley (SS)	19:26.4	11
14	Maya Okada	12	Torrance (SS)	19:29.3	12
15	Rebecca Walker	12	Foothill Technology (SS)	19:35.3	13
16	Malana Wien	9	Rowland (John A.) (SS)	19:38.1	14
17	Sofia Wessels	10	Torrance (SS)	19:53.3	15
18	Angelina Lopez	11	Canoga Park (LA)	20:00.8	16
19	Priscilla Celis-Saldivar	12	Big Bear (SS)	20:02.7	
20	Sarina Patel	12	Yorba Linda (SS)	20:11.6	17
21	Riley Gibson	10	Torrance (SS)	20:14.6	18
22	Abril Barragan	11	Wilson (Glen A.) - Hacienda Heig	20:17.0	19
23	Maria Herrera	12	Leuzinger (SS)	20:20.5	
24	Kiera Dornieden	9	Redlands East Valley (SS)	20:25.1	20
25	Madeline Brewster	12	Crawford (SD)	20:29.4	
26	Telina Chicca	10	Big Bear (SS)	20:32.1	
27	Emily Maurer	9	Yorba Linda (SS)	20:32.6	21
28	Dani Romero	10	Cerritos (SS)	20:34.0	22
29	Junhan Fan	12	Wilson (Glen A.) - Hacienda Heig	20:35.5	23

Place	Name	Grade	Team	Time	Points
30	Gabriela Vasquez	11	Redlands East Valley (SS)	20:37.8	24
31	Gwendolyn Cheng	11	Rowland (John A.) (SS)	20:42.3	25
32	Savanna Pablo	9	Rowland (John A.) (SS)	20:46.2	26
33	Ysabella Yulo	11	Rowland (John A.) (SS)	20:48.1	27
34	Evie Kim	10	Rowland (John A.) (SS)	20:57.9	28
35	Penelope Fournier	11	Yorba Linda (SS)	20:58.9	29
36	Keiko Chinen	11	Chadwick (SS)	20:59.2	30
37	Alyssa Moreno	10	Torrance (SS)	21:06.0	31
38	Karina Perez	12	Canoga Park (LA)	21:06.2	32
39	Crystal Ramirez	11	Nordhoff (SS)	21:06.9	33
40	Avery Ertman	11	Chadwick (SS)	21:08.2	34
41	Beatrice Barnes	11	Foothill Technology (SS)	21:08.3	35
42	Lauren Sanchez	12	Wilson (Glen A.) - Hacienda Heig	21:09.2	36
43	Elena Windsor	12	Gahr (Richard) (SS)	21:17.6	37
44	Nina Kumar	12	Culver City (SS)	21:23.1	38
45	Bennett Rodman	10	Foothill Technology (SS)	21:23.1	39
46	Kathryn Thompson	9	Yorba Linda (SS)	21:28.8	
47	Kayla Yonekawa	11	Torrance (SS)	21:31.5	40
48	Helena Arregin	10	Redlands East Valley (SS)	21:34.7	41
49	Nasaporn Amatayakul	12	Torrance (SS)	21:37.0	42
50	Kaylyn Chavez	11	Foothill Technology (SS)	21:39.4	43
51	Layla Burnett	9	Torrance (SS)	21:40.4	44
52	Maggie Clark De Alba	10	Providence - Burbank (SS)	21:43.4	
53	Sarah Godinez	12	Canoga Park (LA)	21:43.8	45
54	Rahwa Waldu	11	Crawford (SD)	21:45.4	
55	Jessica Lu	11	Temple City (SS)	21:48.9	46
56	Rianna Abalos	12	Torrance (SS)	22:07.7	
57	Rory Hartzheim	11	Yorba Linda (SS)	22:09.6	
58	Kira Jung	12	Torrance (SS)	22:11.1	
59	Isabella Efner	11	Foothill Technology (SS)	22:14.6	47

# Race 11 - Varsity Girls Section 2 - 3 Mile

9/30/2023 - 1:00pm

## Individual Results

Place	Name	Grade	Team	Time	Points
60	Heidy Torres	12	Canoga Park (LA)	22:21.5	48
61	Saige Vasquez	9	Redlands East Valley (SS)	22:32.6	49
62	McKenna Turner	12	Nordhoff (SS)	22:39.7	50
63	Si Qi Wei	11	Temple City (SS)	22:43.5	51
64	Zilian Liu	11	Cerritos (SS)	22:44.7	52
65	Dulce Godinez	11	Canoga Park (LA)	22:46.5	53
66	Danika Swanson-Rico	11	Foothill Technology (SS)	22:48.5	54
67	Kim Phung	10	Rowland (John A.) (SS)	22:54.8	55
68	Danielys Garita	9	Rancho Mirage (SS)	22:57.4	56
69	Monique Villasenor	11	Wilson (Glen A.) - Hacienda Heig	22:57.7	57
70	Katherine Ante	12	Gahr (Richard) (SS)	23:01.8	58
71	Nandini Panchal	9	Cerritos (SS)	23:03.7	59
72	Ashley Chan-Mott	9	Chadwick (SS)	23:03.8	60
73	Leah Soto	12	Academy for Academic Excellence	23:04.3	
74	Gabrielle Born	11	St. Anthony (SS)	23:05.1	61
75	Faith Zhou	11	Temple City (SS)	23:08.3	62
76	Dulce Evaristo	11	Citrus Hill (SS)	23:11.7	
77	Taylor Zamora	12	Wilson (Glen A.) - Hacienda Heig	23:15.2	63
78	Eva Cogan	9	Culver City (SS)	23:18.4	64
79	Anna Field	11	Cerritos (SS)	23:19.8	65
80	Maegan Tatman	9	Chadwick (SS)	23:25.2	66
81	Akshara Adusumalli	12	Cerritos (SS)	23:27.1	67
82	Xochiyotl Calderon	12	Rancho Mirage (SS)	23:30.0	68
83	Erika Agazaryan	12	Providence - Burbank (SS)	23:30.9	
84	Sammy Santa Ana	11	Chadwick (SS)	23:35.8	69
85	Elise Duong	9	Rowland (John A.) (SS)	23:35.9	
86	Vida Haring	11	Nordhoff (SS)	23:44.9	70
87	Isabel Konyalian	9	Gahr (Richard) (SS)	23:48.9	71
88	Lauren Dickens	11	Chadwick (SS)	23:51.4	72
89	Desiree Garcia	11	Gahr (Richard) (SS)	23:59.8	73
90	Joycelynn Cheung	10	Rowland (John A.) (SS)	24:03.6	
91	Angel Wu	12	Temple City (SS)	24:13.2	74

Place	Name	Grade	Team	Time	Points
92	Sylin Thai	12	Gahr (Richard) (SS)	24:15.0	75
93	Avril Ramirez	10	Rancho Mirage (SS)	24:19.0	76
94	Michelle Nguyen	11	Temple City (SS)	24:19.7	77
95	Emma Anderson	10	Foothill Technology (SS)	24:21.8	
96	Sophia Vegas	10	Culver City (SS)	24:22.3	78
97	Karina Stuart	12	Culver City (SS)	24:27.4	79
98	Sofia Sevilla	12	Samueli Academy (SS)	24:39.7	
99	Meagan Reyes	10	Providence - Burbank (SS)	24:52.7	
100	Momoka Miyashiro	11	Culver City (SS)	24:54.1	80
101	Lina Gu	10	Chadwick (SS)	25:01.9	81
102	Kalea Eggertson	10	Foothill Technology (SS)	25:18.7	
103	Olivia Contreras	9	St. Anthony (SS)	25:21.1	82
104	Harmony Aragon	12	Samueli Academy (SS)	25:23.4	
105	Evelyn McDonough	11	Culver City (SS)	25:36.1	83
106	Bella Moreno	12	Academy for Academic Excellence	25:44.3	
107	Isabelle Perez	10	Nordhoff (SS)	25:50.4	84
108	Julie Inda	10	Rancho Mirage (SS)	25:59.6	85
109	Pamela Lopez	12	Leuzinger (SS)	26:02.1	
110	Alia Rye	11	Rancho Mirage (SS)	26:53.9	86
111	Izel Gallardo	12	Temple City (SS)	27:25.3	87
112	Brianna Montano	11	St. Anthony (SS)	27:47.6	88
113	Aris Martin	12	Academy for Academic Excellence	27:48.9	
114	Jessica Montoya	10	Rancho Mirage (SS)	27:58.9	89
115	Kira Stahler	11	St. Anthony (SS)	28:10.2	90
116	Shay Latimer	11	Nordhoff (SS)	28:27.4	91
117	Hailey Hammer	11	Indian Springs High School	31:12.1	
118	Sarah Porterfield	11	Indian Springs High School	33:58.3	
119	Salinna Thai	12	Citrus Hill (SS)	34:18.3	
120	Isabella Villa	11	St. Anthony (SS)	39:27.2	92
121	Melanie Vazquez	11	Citrus Hill (SS)	42:18.1	

