







# Mojave River Cluster

## Serrano

### Race 2 - JV Boys - 3 Mile

10/04/2023 - 4:30pm

### Team Results

| Place | Team  | Score | Team Time | Runner Avg | Avg Mile | 5 Man Gap | Finish Order         | Scoring Order        |
|-------|---|-------|-----------|------------|----------|-----------|----------------------|----------------------|
| 1     |  Burroughs Ridgecrest (SS) | 15    | 1:32:32   | 18:31      | 6:11     | 0:23      | 1-2-3-4-5-6-7        | 1-2-3-4-5-6-7        |
| 2     |  Hesperia (SS)             | 65    | 1:37:43   | 19:33      | 6:31     | 1:26      | 9-10-15-21-26-39-40  | 8-9-12-17-19-28-29   |
| 3     |  Oak Hills (SS)            | 80    | 1:40:09   | 20:02      | 6:41     | 1:05      | 13-16-17-28-30-44-49 | 11-13-14-20-22-32-34 |
| 4     |  Apple Valley (SS)         | 92    | 1:41:10   | 20:14      | 6:45     | 1:37      | 11-18-20-36-37-58-63 | 10-15-16-25-26-36-37 |
| 5     |  Serrano (SS)              | 113   | 1:43:12   | 20:39      | 6:53     | 0:48      | 25-29-31-33-38-45-50 | 18-21-23-24-27-33-35 |
| 6     |  Sultana (SS)             | 178   | 1:57:45   | 23:33      | 7:51     | 4:40      | 41-42-65-67-71-79-80 | 30-31-38-39-40-41-42 |

# Race 2 - JV Boys - 3 Mile

10/04/2023 - 4:30pm

## Individual Results

| Place | Name                     | Grade | Team                         | Time    | Points |
|-------|--------------------------|-------|------------------------------|---------|--------|
| 1     | Eldon Mason              | 12    | Burroughs<br>Ridgecrest (SS) | 18:15.8 | 1      |
| 2     | Andrew Bui               | 12    | Burroughs<br>Ridgecrest (SS) | 18:23.7 | 2      |
| 3     | Kjeaton Eggleston        | 11    | Burroughs<br>Ridgecrest (SS) | 18:35.9 | 3      |
| 4     | Sam Andrus               | 12    | Burroughs<br>Ridgecrest (SS) | 18:37.9 | 4      |
| 5     | Chase Rogers             | 10    | Burroughs<br>Ridgecrest (SS) | 18:38.7 | 5      |
| 6     | Aaron Hardy              | 12    | Burroughs<br>Ridgecrest (SS) | 18:41.0 | 6      |
| 7     | Oscar Moreno             | 9     | Burroughs<br>Ridgecrest (SS) | 18:41.4 | 7      |
| 8     | Quan Laskey              | 9     | Burroughs<br>Ridgecrest (SS) | 18:41.7 |        |
| 9     | Westley Mendenhall       | 9     | Hesperia (SS)                | 18:50.2 | 8      |
| 10    | Noe Tinoco de la<br>Cruz | 11    | Hesperia (SS)                | 18:53.4 | 9      |
| 11    | Richard Phillips         | 12    | Apple Valley (SS)            | 19:24.7 | 10     |
| 12    | Isaac Pendergast         | 9     | Burroughs<br>Ridgecrest (SS) | 19:30.6 |        |
| 13    | Jacob Jeong              | 9     | Oak Hills (SS)               | 19:31.2 | 11     |
| 14    | John Baronowski          | 11    | Burroughs<br>Ridgecrest (SS) | 19:31.5 |        |
| 15    | Saul Rosas               | 9     | Hesperia (SS)                | 19:46.7 | 12     |
| 16    | Isaiah Flores            | 12    | Oak Hills (SS)               | 19:46.8 | 13     |
| 17    | Herman Velasco           | 10    | Oak Hills (SS)               | 19:49.6 | 14     |
| 18    | Richard Kurtz            | 10    | Apple Valley (SS)            | 19:51.9 | 15     |
| 19    | Noah Montoya             | 9     | Burroughs<br>Ridgecrest (SS) | 19:54.7 |        |
| 20    | Jose Gayton Espino       | 12    | Apple Valley (SS)            | 19:55.2 | 16     |
| 21    | Alonzo Quinonez          | 10    | Hesperia (SS)                | 19:56.1 | 17     |
| 22    | Brandon Duchow           | 11    | Burroughs<br>Ridgecrest (SS) | 20:12.1 |        |
| 23    | Matthew Kimbler          | 10    | Burroughs<br>Ridgecrest (SS) | 20:12.2 |        |
| 24    | Will Horning             | 10    | Burroughs<br>Ridgecrest (SS) | 20:14.1 |        |
| 25    | Julian Reyes             | 10    | Serrano (SS)                 | 20:14.3 | 18     |
| 26    | Jacob Gonzales           | 11    | Hesperia (SS)                | 20:15.7 | 19     |
| 27    | Ben Andrus               | 10    | Burroughs<br>Ridgecrest (SS) | 20:21.4 |        |

| Place | Name                       | Grade | Team                         | Time    | Points |
|-------|----------------------------|-------|------------------------------|---------|--------|
| 28    | William Russell            | 9     | Oak Hills (SS)               | 20:24.7 | 20     |
| 29    | Joshua Jones               | 10    | Serrano (SS)                 | 20:32.9 | 21     |
| 30    | Gustavo Giron<br>-Alvarez  | 9     | Oak Hills (SS)               | 20:35.9 | 22     |
| 31    | Lucas Glaze                | 12    | Serrano (SS)                 | 20:36.6 | 23     |
| 32    | Skyler Moffitt             | 11    | Burroughs<br>Ridgecrest (SS) | 20:41.2 |        |
| 33    | Zane Rennemann             | 9     | Serrano (SS)                 | 20:45.5 | 24     |
| 34    | Anthony Appletot           | 12    | Burroughs<br>Ridgecrest (SS) | 20:46.7 |        |
| 35    | Alexander<br>Lipinska-Hunt | 9     | Burroughs<br>Ridgecrest (SS) | 20:54.7 |        |
| 36    | Luis Moreno                | 10    | Apple Valley (SS)            | 20:56.7 | 25     |
| 37    | Alec Mendez                | 12    | Apple Valley (SS)            | 21:01.4 | 26     |
| 38    | Gavin Graham               | 12    | Serrano (SS)                 | 21:02.2 | 27     |
| 39    | Marcos Hernandez           | 10    | Hesperia (SS)                | 21:06.4 | 28     |
| 40    | Isaac Cruz                 | 9     | Hesperia (SS)                | 21:10.6 | 29     |
| 41    | Isaiah Weaver              | 9     | Sultana (SS)                 | 21:12.3 | 30     |
| 42    | Luke Lyon                  | 9     | Sultana (SS)                 | 21:23.0 | 31     |
| 43    | Tristan Blanton            | 9     | Burroughs<br>Ridgecrest (SS) | 21:26.1 |        |
| 44    | Matthew Alfaro villa       | 11    | Oak Hills (SS)               | 21:38.8 | 32     |
| 45    | Trevor Mello               | 12    | Serrano (SS)                 | 21:50.6 | 33     |
| 46    | Ulises Lopez               | 11    | Burroughs<br>Ridgecrest (SS) | 21:59.6 |        |
| 47    | Angel Organista            | 11    | Hesperia (SS)                | 22:00.0 |        |
| 48    | Jose Villanueva            | 11    | Hesperia (SS)                | 22:05.8 |        |
| 49    | Wes Melton                 | 9     | Oak Hills (SS)               | 22:11.8 | 34     |
| 50    | Tommy Craig                | 9     | Serrano (SS)                 | 22:13.3 | 35     |
| 51    | Daniel Gamboa              | 9     | Burroughs<br>Ridgecrest (SS) | 22:14.7 |        |
| 52    | Esteban Cerda              | 12    | Oak Hills (SS)               | 22:34.8 |        |
| 53    | Logan Lockwood             | 9     | Serrano (SS)                 | 22:44.6 |        |
| 54    | Jacob Aduna                | 11    | Oak Hills (SS)               | 22:57.9 |        |
| 55    | Micah Stanley              | 9     | Burroughs<br>Ridgecrest (SS) | 23:23.1 |        |
| 56    | Ethan Hurst                | 9     | Hesperia (SS)                | 23:28.2 |        |
| 57    | David Bostock              | 12    | Hesperia (SS)                | 23:31.8 |        |
| 58    | Caleb Malcolm              | 9     | Apple Valley (SS)            | 23:38.2 | 36     |
| 59    | Brynden Velasques          | 10    | Serrano (SS)                 | 23:52.3 |        |

## Race 2 - JV Boys - 3 Mile

10/04/2023 - 4:30pm

### Individual Results

| Place | Name                       | Grade | Team                         | Time    | Points |
|-------|----------------------------|-------|------------------------------|---------|--------|
| 60    | Ian Patin                  | 10    | Burroughs<br>Ridgecrest (SS) | 23:58.1 |        |
| 61    | Andrew<br>Quackenbush      | 12    | Burroughs<br>Ridgecrest (SS) | 24:01.4 |        |
| 62    | Ivan Escobeda              | 9     | Hesperia (SS)                | 24:10.4 |        |
| 63    | Dominic Sanchez            | 9     | Apple Valley (SS)            | 24:11.1 | 37     |
| 64    | Jaxon Blevens              | 10    | Apple Valley (SS)            | 24:12.6 |        |
| 65    | Luis Corona                | 9     | Sultana (SS)                 | 24:30.0 | 38     |
| 66    | Eathan Mckee               | 10    | Oak Hills (SS)               | 24:43.2 |        |
| 67    | Ethan Jones                | 12    | Sultana (SS)                 | 24:47.7 | 39     |
| 68    | Joshua Mower               | 10    | Burroughs<br>Ridgecrest (SS) | 25:24.4 |        |
| 69    | Jonathan Flores            | 9     | Hesperia (SS)                | 25:40.9 |        |
| 70    | Lucien Wychico             | 9     | Hesperia (SS)                | 25:41.4 |        |
| 71    | Isaac Garcia               | 10    | Sultana (SS)                 | 25:52.0 | 40     |
| 72    | Alfredo Silva              | 9     | Hesperia (SS)                | 26:22.7 |        |
| 73    | Dean Anderson              | 9     | Apple Valley (SS)            | 26:25.9 |        |
| 74    | Zachary Duchow             | 9     | Burroughs<br>Ridgecrest (SS) | 26:28.8 |        |
| 75    | Uriel Ramos                | 10    | Hesperia (SS)                | 26:53.3 |        |
| 76    | Jose Castorena             | 12    | Oak Hills (SS)               | 27:08.8 |        |
| 77    | Micheal Soto               | 12    | Oak Hills (SS)               | 27:52.3 |        |
| 78    | Ryan Carter                | 9     | Burroughs<br>Ridgecrest (SS) | 28:20.2 |        |
| 79    | Linden Almanza             | 9     | Sultana (SS)                 | 28:38.7 | 41     |
| 80    | Emad "Jazael"<br>Hernandez | 9     | Sultana (SS)                 | 28:51.1 | 42     |
| 81    | Emmanuel Sanchez           | 9     | Sultana (SS)                 | 30:37.1 |        |
| 82    | Jeremiah Macklis           | 9     | Hesperia (SS)                | 31:15.7 |        |