



















Clovis Invitational

Woodward Park

Race 2 - S Varsity Girls - 5K

10/7/2023 - 7:40am























Team Results

| Place | Team | Score | Team Time | Runner Avg | Avg Mile | 5 Man Gap | Finish Order | Scoring Order |
|-------|--|-------|-----------|------------|----------|-----------|---------------------------|--------------------------|
| 1 |  Central Catholic | 82 | 1:37:17 | 19:28 | 6:16 | 1:32 | 3-10-14-28-29-65-139 | 3-10-14-27-28-61-121 |
| 2 |  Laguna Beach (SS) | 144 | 1:40:06 | 20:02 | 6:27 | 1:50 | 11-12-30-44-53-125 | 11-12-29-42-50-112 |
| 3 |  San Francisco University (NC) | 148 | 1:40:23 | 20:05 | 6:28 | 2:09 | 7-17-34-41-57-58-62 | 7-17-32-39-53-54-58 |
| 4 |  Placer (SJ) | 166 | 1:40:35 | 20:07 | 6:29 | 2:39 | 8-13-20-61-74-89-109 | 8-13-20-57-68-80-99 |
| 5 |  Scotts Valley (CC) | 197 | 1:42:17 | 20:28 | 6:36 | 2:48 | 2-37-43-59-68-94-97 | 2-35-41-55-64-85-88 |
| 6 |  Bishop Manogue High School | 213 | 1:42:57 | 20:36 | 6:38 | 3:28 | 6-24-36-67-96-150 | 6-23-34-63-87-132 |
| 7 |  St. Margaret's Episcopal (SS) | 233 | 1:43:21 | 20:41 | 6:40 | 2:31 | 15-16-66-69-82-85-112 | 15-16-62-65-75-76-102 |
| 8 |  Bay School of San Francisco (NC) | 248 | 1:43:33 | 20:43 | 6:40 | 5:29 | 1-5-38-78-158-159 | 1-5-36-71-135-136 |
| 9 |  Tahoe Truckee (NIAA) | 284 | 1:45:31 | 21:07 | 6:48 | 3:35 | 4-39-81-92-95-122 | 4-37-74-83-86-110 |
| 10 |  Foothill Technology (SS) | 306 | 1:46:12 | 21:15 | 6:51 | 2:52 | 19-26-77-101-110-148-160 | 19-25-70-92-100-130-137 |
| 11 |  King City (CC) | 312 | 1:46:50 | 21:22 | 6:53 | 2:43 | 33-49-50-79-128-161-169 | 31-47-48-72-114-138-143 |
| 12 |  The Nueva School (CC) | 324 | 1:47:10 | 21:26 | 6:54 | 2:02 | 45-55-64-70-116-118-143 | 43-51-60-66-104-106-125 |
| 13 |  Bishop O'Dowd (NC) | 360 | 1:48:51 | 21:47 | 7:01 | 5:32 | 18-35-56-111-183 | 18-33-52-101-156 |
| 14 |  Morro Bay (CS) | 411 | 1:51:16 | 22:16 | 7:10 | 5:12 | 22-42-46-178-182 | 21-40-44-151-155 |
| 15 |  Albany (NC) | 413 | 1:50:01 | 22:01 | 7:05 | 3:39 | 27-80-91-108-155-165-166 | 26-73-82-98-134-140-141 |
| 16 |  Templeton (CS) | 440 | 1:50:33 | 22:07 | 7:07 | 4:27 | 9-93-107-140-146-194-207 | 9-84-97-122-128-164-175 |
| 17 |  Ocean View (SS) | 466 | 1:52:01 | 22:25 | 7:13 | 1:10 | 86-87-100-117-129-142-176 | 77-78-91-105-115-124-149 |
| 18 |  Terra Linda (NC) | 470 | 1:51:55 | 22:23 | 7:13 | 3:05 | 32-102-123-127-141-181 | 30-93-111-113-123-154 |

Race 2 - S Varsity Girls - 5K

10/7/2023 - 7:40am

Team Results

| Place | Team | Score | Team Time | Runner Avg | Avg Mile | 5 Man Gap | Finish Order | Scoring Order |
|-------|---|-------|-----------|------------|----------|-----------|----------------------------|----------------------------|
| 19 |  Notre Dame - San Jose (CC) | 475 | 1:52:01 | 22:25 | 7:13 | 1:49 | 60-104-119-120-121-138-147 | 56-95-107-108-109-120-129 |
| 20 |  Cabrillo - Lompoc (SS) | 501 | 1:53:38 | 22:44 | 7:19 | 3:59 | 40-99-106-154-170-193-203 | 38-90-96-133-144-163-171 |
| 21 |  Hilmar (SJ) | 504 | 1:53:21 | 22:41 | 7:18 | 4:33 | 25-98-133-149-168-173-187 | 24-89-118-131-142-147-157 |
| 22 |  San Domenico (NC) | 526 | 1:55:22 | 23:05 | 7:26 | 5:38 | 47-88-131-136-197-198-202 | 45-79-117-119-166-167-170 |
| 23 |  Exeter (CS) | 528 | 1:56:56 | 23:24 | 7:32 | 6:00 | 48-63-103-190-201-213 | 46-59-94-160-169-180 |
| 24 |  Fresno Christian (CS) | 554 | 1:57:23 | 23:29 | 7:34 | 6:03 | 52-76-130-175-204-206 | 49-69-116-148-172-174 |
| 25 |  Oakmont (SJ) | 594 | 1:57:25 | 23:29 | 7:34 | 3:25 | 73-115-144-171-180-212-214 | 67-103-126-145-153-179-181 |
| 26 |  Central Valley Christian (CS) | 617 | 1:59:36 | 23:56 | 7:42 | 5:44 | 23-164-172-179-188-200-218 | 22-139-146-152-158-168-183 |
| 27 |  Yosemite (CS) | 682 | 2:02:05 | 24:25 | 7:52 | 4:01 | 90-145-177-189-195-205-209 | 81-127-150-159-165-173-176 |
| 28 |  La Reina (SS) | 860 | 2:17:53 | 27:35 | 8:53 | 5:33 | 191-192-210-211-217 | 161-162-177-178-182 |
| DNP |  El Segundo (SS) | | 1:32:08 | 23:02 | 7:25 | | 75-124-156-157 | 4 Runners |
| DNP |  Summerville (SJ) | | 1:32:31 | 23:08 | 7:27 | | 51-84-137-199 | 4 Runners |
| DNP |  Fernley High School | | 1:35:30 | 23:53 | 7:42 | | 113-135-167-184 | 4 Runners |
| DNP |  Windward (SS) | | 1:35:45 | 23:57 | 7:43 | | 105-152-153-196 | 4 Runners |
| DNP |  Heritage Christian Northridge (S) | | 1:53:00 | 28:15 | 9:06 | | 185-208-215-216 | 4 Runners |
| DNP |  Menlo School (CC) | | 1:07:45 | 22:35 | 7:17 | | 54-114-163 | 3 Runners |
| DNP |  Nordhoff (SS) | | 1:10:35 | 23:32 | 7:35 | | 126-151-162 | 3 Runners |
| DNP |  Paraclete (SS) | | 1:13:21 | 24:27 | 7:53 | | 132-174-186 | 3 Runners |
| DNP |  St. Mary's (SJ) | | 41:51 | 20:56 | 6:45 | | 31-72 | 2 Runners |
| DNP |  San Joaquin Memorial (CS) | | 44:36 | 22:18 | 7:11 | | 71-134 | 2 Runners |
| DNP |  The Webb Schools (SS) | | 19:47 | 19:47 | 6:22 | | 21 | 1 Runner |
| DNP |  Ontario Christian (SS) | | 21:51 | 21:51 | 7:02 | | 83 | 1 Runner |

Race 2 - S Varsity Girls - 5K

10/7/2023 - 7:40am

Individual Results

| Place | Name | Grade | Team | Time | Points |
|-------|-------------------|-------|----------------------------------|---------|--------|
| 1 | Elsa Krummel | 12 | Bay School of San Francisco (NC) | 18:31.7 | 1 |
| 2 | Ava Decleve | 10 | Scotts Valley (CC) | 18:37.5 | 2 |
| 3 | Ella McGillis | 12 | Central Catholic | 18:40.2 | 3 |
| 4 | Sidney Mcinosh | 11 | Tahoe Truckee (NIAA) | 18:43.1 | 4 |
| 5 | Lucy Peterson | 11 | Bay School of San Francisco (NC) | 18:49.0 | 5 |
| 6 | Ava Luczkow | 12 | Bishop Manogue High School | 18:50.2 | 6 |
| 7 | Lucinda Laughlin | 12 | San Francisco University (NC) | 18:51.1 | 7 |
| 8 | Anna Soares | 12 | Placer (SJ) | 18:56.6 | 8 |
| 9 | Frannie Perry | 11 | Templeton (CS) | 19:00.0 | 9 |
| 10 | Mira Danish | 11 | Central Catholic | 19:03.5 | 10 |
| 11 | Sydney Sydney | 12 | Laguna Beach (SS) | 19:06.1 | 11 |
| 12 | Yolo Javier | 12 | Laguna Beach (SS) | 19:09.6 | 12 |
| 13 | Olivia Passafiume | 11 | Placer (SJ) | 19:11.3 | 13 |
| 14 | Zoe Rector | 12 | Central Catholic | 19:14.8 | 14 |
| 15 | Joyce Li | 10 | St. Margaret's Episcopal (SS) | 19:18.5 | 15 |
| 16 | Sarah Bendzick | 11 | St. Margaret's Episcopal (SS) | 19:27.2 | 16 |
| 17 | Sophia Nichol | 10 | San Francisco University (NC) | 19:32.8 | 17 |
| 18 | Isabella Rodgers | 9 | Bishop O'Dowd (NC) | 19:41.2 | 18 |
| 19 | Rebecca Walker | 12 | Foothill Technology (SS) | 19:42.4 | 19 |
| 20 | Elise Bergqvist | 10 | Placer (SJ) | 19:46.2 | 20 |
| 21 | Nicole Samson | 10 | The Webb Schools (SS) | 19:46.6 | |
| 22 | Shelby Taylor | 9 | Morro Bay (CS) | 19:53.2 | 21 |
| 23 | Norah Kostelyk | 10 | Central Valley Christian (CS) | 19:55.0 | 22 |
| 24 | Samantha Tolotti | 10 | Bishop Manogue High School | 19:56.6 | 23 |
| 25 | Sidney Logsdon | 10 | Hilmar (SJ) | 19:56.9 | 24 |
| 26 | Keera Wallace | 10 | Foothill Technology (SS) | 19:57.8 | 25 |
| 27 | Frank Mattea | 11 | Albany (NC) | 19:59.7 | 26 |
| 28 | Zoe Vanderwal | 12 | Central Catholic | 20:06.1 | 27 |
| 29 | Marilyn Phelps | 10 | Central Catholic | 20:12.2 | 28 |
| 30 | Hayden Joseph | 10 | Laguna Beach (SS) | 20:14.0 | 29 |

| Place | Name | Grade | Team | Time | Points |
|-------|---------------------|-------|----------------------------------|---------|--------|
| 31 | Sophia Quesada | 11 | St. Mary's (SJ) | 20:16.5 | |
| 32 | Annie Carmona | 11 | Terra Linda (NC) | 20:17.2 | 30 |
| 33 | Rose Ruelas | 10 | King City (CC) | 20:20.9 | 31 |
| 34 | Cate Hewitt | 12 | San Francisco University (NC) | 20:21.5 | 32 |
| 35 | Lucy King | 10 | Bishop O'Dowd (NC) | 20:22.9 | 33 |
| 36 | Brooklyn Shull | 10 | Bishop Manogue High School | 20:27.9 | 34 |
| 37 | Jennifer Brownfield | 10 | Scotts Valley (CC) | 20:30.6 | 35 |
| 38 | Vicky Tan | 12 | Bay School of San Francisco (NC) | 20:30.8 | 36 |
| 39 | Jillian Chalstrom | 10 | Tahoe Truckee (NIAA) | 20:34.6 | 37 |
| 40 | Sophie Ramirez | 10 | Cabrillo - Lompoc (SS) | 20:36.4 | 38 |
| 41 | Chapel King | 11 | San Francisco University (NC) | 20:37.2 | 39 |
| 42 | Wendy Wilson | 9 | Morro Bay (CS) | 20:38.5 | 40 |
| 43 | Hanna Shehorn | 9 | Scotts Valley (CC) | 20:39.6 | 41 |
| 44 | Kiara Flores | 12 | Laguna Beach (SS) | 20:40.7 | 42 |
| 45 | Julia Schlamp | 10 | The Nueva School (CC) | 20:43.4 | 43 |
| 46 | Buller Lilith | 9 | Morro Bay (CS) | 20:44.8 | 44 |
| 47 | Quinn Joyce | 12 | San Domenico (NC) | 20:45.4 | 45 |
| 48 | Annie Neufeld | 9 | Exeter (CS) | 20:47.3 | 46 |
| 49 | Yahaira Torres | 11 | King City (CC) | 20:49.8 | 47 |
| 50 | Alexa Flores | 12 | King City (CC) | 20:50.4 | 48 |
| 51 | Ariana Martinez | 12 | Summerville (SJ) | 20:53.0 | |
| 52 | Julia Gray | 10 | Fresno Christian (CS) | 20:54.8 | 49 |
| 53 | Karina Pitz | 10 | Laguna Beach (SS) | 20:55.5 | 50 |
| 54 | Veronica Taira | 11 | Menlo School (CC) | 20:57.4 | |
| 55 | Ariane Yedidia | 12 | The Nueva School (CC) | 20:57.5 | 51 |
| 56 | Anna Jarosz | 10 | Bishop O'Dowd (NC) | 20:58.9 | 52 |
| 57 | Dorothy Chrisman | 11 | San Francisco University (NC) | 20:59.9 | 53 |
| 58 | Finny Smit | 10 | San Francisco University (NC) | 21:03.5 | 54 |
| 59 | Violet McCutchen | 11 | Scotts Valley (CC) | 21:03.7 | 55 |
| 60 | Caelyn Dyer | 9 | Notre Dame - San Jose (CC) | 21:04.2 | 56 |

Race 2 - S Varsity Girls - 5K

10/7/2023 - 7:40am

Individual Results

| Place | Name | Grade | Team | Time | Points |
|-------|-----------------------|-------|----------------------------------|---------|--------|
| 61 | Esperanza Quirarte | 10 | Placer (SJ) | 21:05.0 | 57 |
| 62 | Lulu Nichols | 9 | San Francisco University (NC) | 21:07.7 | 58 |
| 63 | Megan Thompson | 12 | Exeter (CS) | 21:16.1 | 59 |
| 64 | Sasha Cocquyt | 12 | The Nueva School (CC) | 21:17.1 | 60 |
| 65 | Shelby Knutson | 11 | Central Catholic | 21:18.1 | 61 |
| 66 | Catherine Chou | 10 | St. Margaret's Episcopal (SS) | 21:20.5 | 62 |
| 67 | Olivia Reid | 12 | Bishop Manogue High School | 21:24.8 | 63 |
| 68 | Dylan Turzak | 10 | Scotts Valley (CC) | 21:25.1 | 64 |
| 69 | Coco Johnson | 11 | St. Margaret's Episcopal (SS) | 21:25.8 | 65 |
| 70 | Natalie Sepulveda | 11 | The Nueva School (CC) | 21:26.6 | 66 |
| 71 | Erin Solis | 10 | San Joaquin Memorial (CS) | 21:28.7 | |
| 72 | Jenna Smith | 10 | St. Mary's (SJ) | 21:34.0 | |
| 73 | Lily Harline | 12 | Oakmont (SJ) | 21:34.8 | 67 |
| 74 | Ariel Soares | 9 | Placer (SJ) | 21:35.0 | 68 |
| 75 | Yuvia Bernauer | 11 | El Segundo (SS) | 21:35.8 | |
| 76 | Hailey Higton | 9 | Fresno Christian (CS) | 21:36.0 | 69 |
| 77 | Beatrice Barnes | 11 | Foothill Technology (SS) | 21:36.4 | 70 |
| 78 | Coco Malloy | 11 | Bay School of San Francisco (NC) | 21:41.0 | 71 |
| 79 | Zamantha Fletes | 12 | King City (CC) | 21:45.0 | 72 |
| 80 | Nordenholz Audrey | 11 | Albany (NC) | 21:45.7 | 73 |
| 81 | Natalie Hanley | 12 | Tahoe Truckee (NIAA) | 21:48.8 | 74 |
| 82 | Lauren Driver | 9 | St. Margaret's Episcopal (SS) | 21:49.0 | 75 |
| 83 | Abbey Frailing | 10 | Ontario Christian (SS) | 21:50.2 | |
| 84 | Zoe Rimmer | 9 | Summerville (SJ) | 21:50.9 | |
| 85 | America Reyes-Mendoza | 11 | St. Margaret's Episcopal (SS) | 21:51.0 | 76 |
| 86 | Jacssiry Munoz | 11 | Ocean View (SS) | 21:53.8 | 77 |
| 87 | Esmeralda Melendez | 11 | Ocean View (SS) | 21:55.6 | 78 |
| 88 | Veronika Elias | 10 | San Domenico (NC) | 21:56.2 | 79 |
| 89 | Leah Booth | 12 | Placer (SJ) | 21:59.1 | 80 |

| Place | Name | Grade | Team | Time | Points |
|-------|-----------------------------|-------|-------------------------------|---------|--------|
| 90 | Ava Stanley | 12 | Yosemite (CS) | 22:02.9 | 81 |
| 91 | Place Kaia | 12 | Albany (NC) | 22:04.2 | 82 |
| 92 | Ava Cockrum | 10 | Tahoe Truckee (NIAA) | 22:06.8 | 83 |
| 93 | Melissa Chavez | 11 | Templeton (CS) | 22:11.8 | 84 |
| 94 | Lili Myers | 10 | Scotts Valley (CC) | 22:16.6 | 85 |
| 95 | Adeline Purvance Rassuchine | 9 | Tahoe Truckee (NIAA) | 22:17.2 | 86 |
| 96 | Chloe Wessel | 10 | Bishop Manogue High School | 22:17.4 | 87 |
| 97 | Diana Alivov | 12 | Scotts Valley (CC) | 22:19.1 | 88 |
| 98 | Sophia Lopes | 11 | Hilmar (SJ) | 22:19.6 | 89 |
| 99 | Katelyn Harnden | 11 | Cabrillo - Lompoc (SS) | 22:20.0 | 90 |
| 100 | Hannah Hile | 11 | Ocean View (SS) | 22:20.3 | 91 |
| 101 | Bennett Rodman | 10 | Foothill Technology (SS) | 22:20.6 | 92 |
| 102 | Rose Duncan | 9 | Terra Linda (NC) | 22:21.1 | 93 |
| 103 | Elise Alemania | 11 | Exeter (CS) | 22:21.9 | 94 |
| 104 | Rithika Suresh | 11 | Notre Dame - San Jose (CC) | 22:26.1 | 95 |
| 105 | Monica Kusserow | 11 | Windward (SS) | 22:30.1 | |
| 106 | Vanessa Oseguera | 10 | Cabrillo - Lompoc (SS) | 22:31.3 | 96 |
| 107 | Vanessa Chavez | 11 | Templeton (CS) | 22:31.6 | 97 |
| 108 | Reinhardt Hailey | 10 | Albany (NC) | 22:32.9 | 98 |
| 109 | Grace Mueller | 12 | Placer (SJ) | 22:33.5 | 99 |
| 110 | Kaylyn Chavez | 11 | Foothill Technology (SS) | 22:34.1 | 100 |
| 111 | Polly van de Water | 9 | Bishop O'Dowd (NC) | 22:35.2 | 101 |
| 112 | Catherine Pappas | 9 | St. Margaret's Episcopal (SS) | 22:38.3 | 102 |
| 113 | Kori Scott | 12 | Fernley High School | 22:39.0 | |
| 114 | Marissa Louie | 9 | Menlo School (CC) | 22:39.4 | |
| 115 | Amy Geluk | 9 | Oakmont (SJ) | 22:44.8 | 103 |
| 116 | Anna Feland | 12 | The Nueva School (CC) | 22:45.3 | 104 |
| 117 | Cristina Brito | 12 | Ocean View (SS) | 22:47.3 | 105 |
| 118 | Ainsley Hsu | 10 | The Nueva School (CC) | 22:47.9 | 106 |
| 119 | Helena LeDeit | 11 | Notre Dame - San Jose (CC) | 22:48.4 | 107 |

Race 2 - S Varsity Girls - 5K

10/7/2023 - 7:40am

Individual Results

| Place | Name | Grade | Team | Time | Points |
|-------|-------------------|-------|----------------------------|---------|--------|
| 120 | Ari Desai | 10 | Notre Dame - San Jose (CC) | 22:49.0 | 108 |
| 121 | Mindy Tran | 12 | Notre Dame - San Jose (CC) | 22:52.9 | 109 |
| 122 | Jane Palmer | 11 | Tahoe Truckee (NIAA) | 22:54.5 | 110 |
| 123 | Vivian Dombroski | 12 | Terra Linda (NC) | 22:55.2 | 111 |
| 124 | Sunny Gales | 11 | El Segundo (SS) | 22:55.5 | |
| 125 | Emily Williams | 10 | Laguna Beach (SS) | 22:57.4 | 112 |
| 126 | McKenna Turner | 12 | Nordhoff (SS) | 22:58.1 | |
| 127 | Anna Wallen | 9 | Terra Linda (NC) | 22:58.9 | 113 |
| 128 | Natalie Garcia | 12 | King City (CC) | 23:03.0 | 114 |
| 129 | Yuliana Arrillaga | 11 | Ocean View (SS) | 23:03.3 | 115 |
| 130 | Chloe Ledieff | 11 | Fresno Christian (CS) | 23:04.5 | 116 |
| 131 | Sarah Haskell | 10 | San Domenico (NC) | 23:05.6 | 117 |
| 132 | Alyssa Lara | 11 | Paraclete (SS) | 23:05.7 | |
| 133 | Violet Pinheiro | 12 | Hilmar (SJ) | 23:05.9 | 118 |
| 134 | Genevieve Miller | 12 | San Joaquin Memorial (CS) | 23:07.0 | |
| 135 | Laila Kinnick | 12 | Fernley High School | 23:09.4 | |
| 136 | Katherine Rodgers | 10 | San Domenico (NC) | 23:11.5 | 119 |
| 137 | Emma Mansfield | 11 | Summerville (SJ) | 23:19.0 | |
| 138 | Samaarah Siddiqui | 10 | Notre Dame - San Jose (CC) | 23:19.2 | 120 |
| 139 | Maya Vora | 11 | Central Catholic | 23:20.9 | 121 |
| 140 | Maya Gutierrez | 12 | Templeton (CS) | 23:21.7 | 122 |
| 141 | Victoria Pappas | 11 | Terra Linda (NC) | 23:21.9 | 123 |
| 142 | Abigail Babikian | 12 | Ocean View (SS) | 23:22.3 | 124 |
| 143 | Julia Randolph | 10 | The Nueva School (CC) | 23:24.7 | 125 |
| 144 | Bella Cunningham | 11 | Oakmont (SJ) | 23:25.2 | 126 |
| 145 | Lilly Hendricks | 10 | Yosemite (CS) | 23:26.4 | 127 |
| 146 | Kyla Schwartz | 10 | Templeton (CS) | 23:27.0 | 128 |
| 147 | Rachel Yim | 9 | Notre Dame - San Jose (CC) | 23:27.2 | 129 |
| 148 | Isabella Efner | 11 | Foothill Technology (SS) | 23:27.4 | 130 |
| 149 | Sarah Anderson | 12 | Hilmar (SJ) | 23:28.8 | 131 |
| 150 | Soraya Jones | 9 | Bishop Manogue High School | 23:29.3 | 132 |
| 151 | Crystal Ramirez | 11 | Nordhoff (SS) | 23:29.9 | |

| Place | Name | Grade | Team | Time | Points |
|-------|----------------------|-------|----------------------------------|---------|--------|
| 152 | Helen Best | 9 | Windward (SS) | 23:33.2 | |
| 153 | Taryn O'Day | 11 | Windward (SS) | 23:34.7 | |
| 154 | Mila Wolfe | 9 | Cabrillo - Lompoc (SS) | 23:35.6 | 133 |
| 155 | Renger Kinley | 12 | Albany (NC) | 23:38.4 | 134 |
| 156 | Grace Beetner | 10 | El Segundo (SS) | 23:39.7 | |
| 157 | Natalie Christenson | 10 | El Segundo (SS) | 23:57.0 | |
| 158 | Meg Santel | 10 | Bay School of San Francisco (NC) | 24:00.4 | 135 |
| 159 | Meera Costa | 10 | Bay School of San Francisco (NC) | 24:00.5 | 136 |
| 160 | Emma Anderson | 10 | Foothill Technology (SS) | 24:00.7 | 137 |
| 161 | Kimberly Gomez | 10 | King City (CC) | 24:01.4 | 138 |
| 162 | Vida Haring | 11 | Nordhoff (SS) | 24:06.6 | |
| 163 | Audrey Tsao | 11 | Menlo School (CC) | 24:08.1 | |
| 164 | Jaelyn de Jong | 12 | Central Valley Christian (CS) | 24:19.2 | 139 |
| 165 | Fox Sonia | 11 | Albany (NC) | 24:22.7 | 140 |
| 166 | Edie Leong | 10 | Albany (NC) | 24:24.5 | 141 |
| 167 | Corbyn Gillespie | 9 | Fernley High School | 24:25.7 | |
| 168 | Hannah Parriera | 12 | Hilmar (SJ) | 24:29.1 | 142 |
| 169 | Maripaz Reyes | 12 | King City (CC) | 24:30.2 | 143 |
| 170 | Olivia Lossing | 10 | Cabrillo - Lompoc (SS) | 24:34.6 | 144 |
| 171 | Emma Fischel | 11 | Oakmont (SJ) | 24:40.3 | 145 |
| 172 | Jacklyn de Jong | 10 | Central Valley Christian (CS) | 24:44.4 | 146 |
| 173 | Sofia Belerique | 12 | Hilmar (SJ) | 24:47.2 | 147 |
| 174 | Kiera Carr | 12 | Paraclete (SS) | 24:49.2 | |
| 175 | Laina Penland | 11 | Fresno Christian (CS) | 24:50.0 | 148 |
| 176 | Emma Truong | 10 | Ocean View (SS) | 24:50.3 | 149 |
| 177 | Sophie Flanagan | 10 | Yosemite (CS) | 24:50.5 | 150 |
| 178 | Noleena Fahy | 12 | Morro Bay (CS) | 24:54.1 | 151 |
| 179 | Elle Bothof | 9 | Central Valley Christian (CS) | 24:58.6 | 152 |
| 180 | Sosi McHale-Hall | 9 | Oakmont (SJ) | 24:59.1 | 153 |
| 181 | Maya Friedman | 12 | Terra Linda (NC) | 25:03.2 | 154 |
| 182 | Astrid Barnett-Davis | 11 | Morro Bay (CS) | 25:04.5 | 155 |
| 183 | Sophia Brennan | 11 | Bishop O'Dowd (NC) | 25:12.3 | 156 |

Race 2 - S Varsity Girls - 5K

10/7/2023 - 7:40am

Individual Results

| Place | Name | Grade | Team | Time | Points |
|-------|--------------------|-------|-----------------------------------|---------|--------|
| 184 | Trinity Garcia-And | 12 | Ferley High School | 25:15.7 | |
| 185 | Hope White | 11 | Heritage Christian Northridge (S) | 25:17.7 | |
| 186 | Kimberly Martinez | 11 | Paraclete (SS) | 25:25.4 | |
| 187 | Litssy Barragan | 12 | Hilmar (SJ) | 25:36.6 | 157 |
| 188 | Kara Canaday | 9 | Central Valley Christian (CS) | 25:38.2 | 158 |
| 189 | Gracie Proctor | 12 | Yosemite (CS) | 25:42.0 | 159 |
| 190 | Guinevere Gilstrap | 10 | Exeter (CS) | 25:43.0 | 160 |
| 191 | Freyja McGarva | 9 | La Reina (SS) | 25:43.2 | 161 |
| 192 | Charlotte Bailey | 10 | La Reina (SS) | 25:46.3 | 162 |
| 193 | Ashlea Knight | 10 | Cabrillo - Lompoc (SS) | 25:58.0 | 163 |
| 194 | Karis Houser | 12 | Templeton (CS) | 26:00.9 | 164 |
| 195 | Clarisse Beaumont | 9 | Yosemite (CS) | 26:03.1 | 165 |
| 196 | Talia Zipkin | 11 | Windward (SS) | 26:06.3 | |
| 197 | Paloma Strutz | 9 | San Domenico (NC) | 26:22.8 | 166 |
| 198 | Maple Silverstien | 12 | San Domenico (NC) | 26:22.9 | 167 |
| 199 | Emma Kurz | 10 | Summerville (SJ) | 26:27.5 | |
| 200 | Haylie de Jong | 11 | Central Valley Christian (CS) | 26:44.5 | 168 |
| 201 | Alize Gonzalez | 12 | Exeter (CS) | 26:46.8 | 169 |
| 202 | Rosie Srnova | 10 | San Domenico (NC) | 26:50.0 | 170 |
| 203 | Mia Carver | 11 | Cabrillo - Lompoc (SS) | 26:51.9 | 171 |
| 204 | Lola Fuller | 11 | Fresno Christian (CS) | 26:56.9 | 172 |
| 205 | Evelin Camacho | 11 | Yosemite (CS) | 27:06.0 | 173 |
| 206 | Giada Gilmore | 9 | Fresno Christian (CS) | 27:11.2 | 174 |
| 207 | Maya Leavitt | 11 | Templeton (CS) | 27:13.0 | 175 |
| 208 | Sarah Fletcher | 9 | Heritage Christian Northridge (S) | 27:26.6 | |
| 209 | Espinoza Alyson | 11 | Yosemite (CS) | 27:29.0 | 176 |
| 210 | Grace Courtland | 10 | La Reina (SS) | 27:33.3 | 177 |
| 211 | Sadie Harbour | 10 | La Reina (SS) | 27:34.5 | 178 |
| 212 | Emily Marchetti | 12 | Oakmont (SJ) | 27:39.0 | 179 |
| 213 | Chloe Sparrow | 9 | Exeter (CS) | 27:46.2 | 180 |
| 214 | Mariah Metke | 12 | Oakmont (SJ) | 28:10.3 | 181 |
| 215 | Anjali Wagener | 11 | Heritage Christian Northridge (S) | 29:27.2 | |

| Place | Name | Grade | Team | Time | Points |
|-------|--------------------|-------|-----------------------------------|---------|--------|
| 216 | Isabella Parker | 11 | Heritage Christian Northridge (S) | 30:48.1 | |
| 217 | Cynthia Paul | 9 | La Reina (SS) | 31:15.4 | 182 |
| 218 | Nanci-Lynn De Jong | 11 | Central Valley Christian (CS) | 32:26.8 | 183 |