













# Frontier Cluster 4

## NTC Park

### Race 3 - Boys Varsity - 5K

10/19/2023 - 4:00pm

### Team Results

Place	Team	Score	Team Time	Runner Avg	Avg Mile	5 Man Gap	Finish Order	Scoring Order
1	 Liberty Charter	15	1:25:35	17:07	5:31	0:55	1-2-3-4-5-6	1-2-3-4-5-6
2	 O'Farrell Charter	50	1:34:23	18:53	6:05	1:16	8-10-11-12-14-15-16	8-9-10-11-12-13-14
3	 Bonsall	101	1:45:47	21:10	6:49	2:53	18-19-25-26-33-36-43	16-17-21-22-25-27-32
4	 Monarch	106	1:47:35	21:31	6:56	5:47	7-22-27-38-39-48	7-19-23-28-29-35
5	 School for Entrepreneurship and Technology	108	1:48:00	21:36	6:58	5:14	17-20-23-31-42-44-45	15-18-20-24-31-33-34
6	 Mountain Empire	167	2:15:12	27:03	8:43	8:45	34-40-49-50-51	26-30-36-37-38
DNP	 Bayfront Charter		1:03:54	21:18	6:52		9-29-35	3 Runners
DNP	 Gompers Preparatory Academy		1:08:58	23:00	7:24		28-32-41	3 Runners
DNP	 Chula Vista Learning Community		45:51	22:56	7:23		30-37	2 Runners
DNP	 High Tech High Mesa		19:18	19:18	6:13		13	1 Runner
DNP	 Horizon Prep		20:43	20:43	6:40		24	1 Runner
DNP	 Victory Christian Academy		26:01	26:01	8:23		47	1 Runner

# Race 3 - Boys Varsity - 5K

10/19/2023 - 4:00pm

## Individual Results

Place	Name	Grade	Team	Time	Points
1	Ivan Guzman	12	Liberty Charter	16:32.3	1
2	Samuel Morales	12	Liberty Charter	17:10.3	2
3	Joel Bray	12	Liberty Charter	17:10.4	3
4	Aiden Burr	11	Liberty Charter	17:14.7	4
5	Luke Mapes	11	Liberty Charter	17:27.3	5
6	Caleb Acosta	10	Liberty Charter	17:37.4	6
7	Edgar Rodriguez	11	Monarch	18:00.8	7
8	Kevin Murillo Castillo	12	O'Farrell Charter	18:03.7	8
9	Roman Vidovich	9	Bayfront Charter	18:36.9	
10	Victor Gutierrez	11	O'Farrell Charter	18:40.5	9
11	David Ofoegbu	9	O'Farrell Charter	19:01.8	10
12	Minas Aregay	11	O'Farrell Charter	19:16.7	11
13	Joshua Fortman-Chamberlain	10	High Tech High Mesa	19:17.7	
14	Daniel Quezada	11	O'Farrell Charter	19:19.4	12
15	Miguel Chavez	11	O'Farrell Charter	19:20.4	13
16	Daniel Agno	11	O'Farrell Charter	19:37.2	14
17	Darren Loyd Danloy	10	School for Entrepreneurship and Technology	19:37.3	15
18	Devin Duke	11	Bonsall	20:06.4	16
19	Brayden Duke	12	Bonsall	20:06.9	17
20	Austin Strahm	12	School for Entrepreneurship and Technology	20:15.7	18
21	Sebastian Rangel	11	O'Farrell Charter	20:18.7	
22	Fernando Galindo	11	Monarch	20:33.4	19
23	Drake Martin	11	School for Entrepreneurship and Technology	20:34.1	20
24	Kiran Gonzales	11	Horizon Prep	20:42.4	
25	Jason Martinez	11	Bonsall	21:14.4	21
26	Nathan Winebrenner	12	Bonsall	21:20.4	22
27	Jonathan Torres	9	Monarch	21:30.5	23
28	Adrian Garcia	9	Gompers Preparatory Academy	21:32.9	
29	Erik Resendiz	11	Bayfront Charter	21:46.2	
30	Angel Gonzalez	9	Chula Vista Learning Community	22:13.8	

Place	Name	Grade	Team	Time	Points
31	Bryan Schultz	10	School for Entrepreneurship and Technology	22:42.1	24
32	Ulises Garnica	12	Gompers Preparatory Academy	22:54.1	
33	Brady Cornish	9	Bonsall	22:58.9	25
34	Noah Wisniew-Kygar	9	Mountain Empire	23:29.4	26
35	Elliott Herrera	12	Bayfront Charter	23:30.5	
36	Drake Carterette	10	Bonsall	23:33.7	27
37	Omar Gaxiola	10	Chula Vista Learning Community	23:36.8	
38	Alberto Garcia	11	Monarch	23:42.9	28
39	David Rodriguez	9	Monarch	23:47.2	29
40	Jason Brennan	12	Mountain Empire	24:10.1	30
41	Yakob Gharoy	10	Gompers Preparatory Academy	24:31.0	
42	Robert Lewis	10	School for Entrepreneurship and Technology	24:50.6	31
43	James Fitz	10	Bonsall	25:09.6	32
44	Elijah Mulgado	9	School for Entrepreneurship and Technology	25:12.9	33
45	Drew Freitas	12	School for Entrepreneurship and Technology	25:29.6	34
46	Maite Baldosano	10	School for Entrepreneurship and Technology	25:29.7	
47	Samuel Garcia	11	Victory Christian Academy	26:00.4	
48	Byron Maqueda	9	Monarch	26:30.3	35
49	Eduardo Figueroa	9	Mountain Empire	26:38.5	36
50	Angel Rueda	9	Mountain Empire	28:38.9	37
51	Malachi Mirales	10	Mountain Empire	32:14.3	38
52	Jacob Wilson	11	School for Entrepreneurship and Technology	43:13.9	

