















Frontier Cluster 4

NTC Park

Race 2 - Girls - 5K

10/19/2023 - 3:30pm

Team Results - Overall

| Place | Team | Score | Team Time | Runner Avg | Avg Mile | 5 Man Gap | Finish Order | Scoring Order |
|-------|--|-------|-----------|------------|----------|-----------|----------------------|----------------------|
| 1 |  Liberty Charter | 41 | 1:59:35 | 23:55 | 7:42 | 2:52 | 1-7-8-12-14-15-22 | 1-7-8-12-13-14-19 |
| 2 |  High Tech High Mesa | 46 | 2:01:54 | 24:23 | 7:51 | 3:22 | 2-4-5-18-23-43-49 | 2-4-5-15-20-30-34 |
| 3 |  The Preuss School | 65 | 2:05:08 | 25:02 | 8:04 | 2:41 | 6-9-11-21-25-26-28 | 6-9-11-18-21-22-23 |
| 4 |  Victory Christian Academy | 123 | 2:21:12 | 28:15 | 9:06 | 9:52 | 10-20-39-41-60 | 10-17-28-29-39 |
| 5 |  O'Farrell Charter | 136 | 2:21:48 | 28:22 | 9:08 | 5:55 | 19-32-36-44-54-65-66 | 16-26-27-31-36-42-43 |
| 6 |  Bayfront Charter | 137 | 2:26:00 | 29:12 | 9:24 | 9:36 | 3-30-51-56-58 | 3-24-35-37-38 |
| 7 |  Mountain Empire | 171 | 2:39:38 | 31:56 | 10:17 | 9:30 | 31-46-48-61-63 | 25-32-33-40-41 |
| DNP |  Bonsall | | 1:48:53 | 27:14 | 8:46 | | 13-17-45-47 | 4 Runners |
| DNP |  River Valley Charter | | 1:56:55 | 29:14 | 9:25 | | 16-27-35-64 | 4 Runners |
| DNP |  School for Entrepreneurship and Technology | | 1:01:22 | 30:41 | 9:53 | | 40-57 | 2 Runners |
| DNP |  Cristo Rey (San Diego) | | 1:06:15 | 33:08 | 10:40 | | 52-62 | 2 Runners |
| DNP |  King-Chavez | | 26:30 | 26:30 | 8:32 | | 24 | 1 Runner |
| DNP |  Gompers Preparatory Academy | | 27:32 | 27:32 | 8:52 | | 33 | 1 Runner |
| DNP |  Chula Vista Learning Community | | 33:07 | 33:07 | 10:40 | | 59 | 1 Runner |

Race 2 - Girls - 5K

10/19/2023 - 3:30pm

Individual Results - Overall

| Place | Name | Grade | Team | Time | Points |
|-------|--------------------------|-------|---------------------------|---------|--------|
| 1 | Cadelyn Belasco | 10 | Liberty Charter | 22:06.8 | 1 |
| 2 | Madeline Maclan | 9 | High Tech High Mesa | 23:00.7 | 2 |
| 3 | Suzy Salinas | 12 | Bayfront Charter | 23:18.6 | 3 |
| 4 | Isabella Cruz | 12 | High Tech High Mesa | 23:28.8 | 4 |
| 5 | Coral Jennings | 9 | High Tech High Mesa | 23:45.2 | 5 |
| 6 | Tanya Aguilera | 10 | The Preuss School | 23:51.9 | 6 |
| 7 | Haley Svendsen | 11 | Liberty Charter | 23:54.1 | 7 |
| 8 | Noelle Edkins | 11 | Liberty Charter | 23:54.1 | 8 |
| 9 | Jenny Sanchez | 11 | The Preuss School | 24:09.6 | 9 |
| 10 | Kirah Maxey | 9 | Victory Christian Academy | 24:16.8 | 10 |
| 11 | Valerie Colin | 11 | The Preuss School | 24:27.1 | 11 |
| 12 | Kylie Pruet | 12 | Liberty Charter | 24:41.0 | 12 |
| 13 | Ayla Nicknom | 10 | Bonsall | 24:43.7 | |
| 14 | Keira Hays | 11 | Liberty Charter | 24:58.3 | 13 |
| 15 | Amelia Primmer | 10 | Liberty Charter | 25:01.7 | 14 |
| 16 | Emily Horning | 12 | River Valley Charter | 25:06.6 | |
| 17 | Alayna Walters | 12 | Bonsall | 25:07.0 | |
| 18 | Audrey Boyce | 11 | High Tech High Mesa | 25:16.9 | 15 |
| 19 | Jenny Mendoza | 12 | O'Farrell Charter | 25:48.5 | 16 |
| 20 | Danilyn Henson | 10 | Victory Christian Academy | 25:55.3 | 17 |
| 21 | Joselyn Rojas Barranco | 11 | The Preuss School | 26:06.7 | 18 |
| 22 | Walsh Savannah | 12 | Liberty Charter | 26:09.6 | 19 |
| 23 | Alex Fortman-Chamberlain | 10 | High Tech High Mesa | 26:22.4 | 20 |
| 24 | Gabby Jimenez | 9 | King-Chavez | 26:29.9 | |
| 25 | Melody Diaz | 10 | The Preuss School | 26:32.3 | 21 |
| 26 | Ivy Khuu | 11 | The Preuss School | 26:48.0 | 22 |
| 27 | Isabelle Horning | 10 | River Valley Charter | 26:48.3 | |
| 28 | Sabrina Haji | 11 | The Preuss School | 26:55.2 | 23 |
| 29 | Eliana O'Neal | 9 | Liberty Charter | 27:06.2 | |
| 30 | Melissa Hernandez | 11 | Bayfront Charter | 27:12.4 | 24 |
| 31 | Shayden Kaiser | 11 | Mountain Empire | 27:22.8 | 25 |
| 32 | Ariana Higareda | 10 | O'Farrell Charter | 27:27.5 | 26 |

| Place | Name | Grade | Team | Time | Points |
|-------|--------------------|-------|--|---------|--------|
| 33 | Valerie Garcia | 10 | Gompers Preparatory Academy | 27:31.6 | |
| 34 | Klarissa Valdez | 11 | The Preuss School | 27:33.4 | |
| 35 | Sofia Stolzer | 12 | River Valley Charter | 27:34.9 | |
| 36 | Aleah Sulapat | 12 | O'Farrell Charter | 27:43.2 | 27 |
| 37 | Allison Mendez | 9 | The Preuss School | 27:53.1 | |
| 38 | Brielle Paquette | 11 | Liberty Charter | 27:53.8 | |
| 39 | Abigail Mondragon | 9 | Victory Christian Academy | 28:14.2 | 28 |
| 40 | Ashelyn Huynh | 10 | School for Entrepreneurship and Technology | 28:29.4 | |
| 41 | Abigail Castaneda | 9 | Victory Christian Academy | 28:36.3 | 29 |
| 42 | Ruth Kibron | 10 | The Preuss School | 28:50.8 | |
| 43 | Kaia Costello | 10 | High Tech High Mesa | 28:54.3 | 30 |
| 44 | Shanty Orellana | 11 | O'Farrell Charter | 29:05.3 | 31 |
| 45 | Krislynn Pollard | 11 | Bonsall | 29:17.4 | |
| 46 | Ariadna Gamez Cruz | 10 | Mountain Empire | 29:41.2 | 32 |
| 47 | Mary Ramirez | 11 | Bonsall | 29:44.3 | |
| 48 | Miriam Hayes | 10 | Mountain Empire | 29:48.7 | 33 |
| 49 | Kyliana Gaylord | 10 | High Tech High Mesa | 29:52.4 | 34 |
| 50 | Marely Montejo | 10 | The Preuss School | 30:00.1 | |
| 51 | Gabriela Moreno | 12 | Bayfront Charter | 30:03.6 | 35 |
| 52 | Alix Manjarrez | 11 | Cristo Rey (San Diego) | 30:19.3 | |
| 53 | Marlene Rojas | 11 | The Preuss School | 31:38.5 | |
| 54 | Chantel Ventura | 11 | O'Farrell Charter | 31:43.4 | 36 |
| 55 | Sifan Hikssa | 11 | The Preuss School | 32:05.8 | |
| 56 | Gabriele Hernandez | 12 | Bayfront Charter | 32:30.5 | 37 |
| 57 | Micah Bydonie | 9 | School for Entrepreneurship and Technology | 32:52.2 | |
| 58 | Crystal Castillo | 9 | Bayfront Charter | 32:54.6 | 38 |
| 59 | Mila Contreras | 9 | Chula Vista Learning Community | 33:06.7 | |
| 60 | Nicole Rodriguez | 11 | Victory Christian Academy | 34:08.5 | 39 |
| 61 | Leah Moriarty | 10 | Mountain Empire | 35:52.5 | 40 |

Race 2 - Girls - 5K

10/19/2023 - 3:30pm

Individual Results - Overall

| Place | Name | Grade | Team | Time | Points |
|-------|----------------------|-------|------------------------|---------|--------|
| 62 | Angelique Valderrama | 11 | Cristo Rey (San Diego) | 35:55.3 | |
| 63 | Celeste Sanchez | 9 | Mountain Empire | 36:52.3 | 41 |
| 64 | Dakota Greelan | 11 | River Valley Charter | 37:25.1 | |
| 65 | Pia Mora | 9 | O'Farrell Charter | 38:57.3 | 42 |
| 66 | Morgan Ly | 9 | O'Farrell Charter | 38:59.9 | 43 |

Race 2 - Girls - 5K

10/19/2023 - 3:30pm

Team Results - JV

| Place | Team | Score | Team Time | Runner Avg | Avg Mile | 5 Man Gap | Finish Order | Scoring Order |
|-------|---|-------|-----------|------------|----------|-----------|--------------|---------------|
| DNP |  Cristo Rey (San Diego) | | 1:06:15 | 33:08 | 10:40 | | 1-4 | 2 Runners |
| DNP |  Bayfront Charter | | 32:55 | 32:55 | 10:36 | | 2 | 1 Runner |
| DNP |  Chula Vista Learning Community | | 33:07 | 33:07 | 10:40 | | 3 | 1 Runner |

Race 2 - Girls - 5K

10/19/2023 - 3:30pm


Individual Results - JV

| Place | Name | Grade | Team | Time | Points |
|-----------|----------------------|-------|--------------------------------|---------|--------|
| 1 (52) | Alix Manjarrez | 11 | Cristo Rey (San Diego) | 30:19.3 | |
| 2 (58) | Crystal Castillo | 9 | Bayfront Charter | 32:54.6 | |
| 3 (59) | Mila Contreras | 9 | Chula Vista Learning Community | 33:06.7 | |
| 4 (62) | Angelique Valderrama | 11 | Cristo Rey (San Diego) | 35:55.3 | |

Race 2 - Girls - 5K

10/19/2023 - 3:30pm

Team Results - Varsity

| Place | Team | Score | Team Time | Runner Avg | Avg Mile | 5 Man Gap | Finish Order | Scoring Order |
|-------|--|-------|-----------|------------|----------|-----------|----------------------|----------------------|
| 1 |  Liberty Charter | 37 | 1:59:35 | 23:55 | 7:42 | 2:52 | 1-7-8-12-14-15-22 | 1-6-7-11-12-13-18 |
| 2 |  High Tech High Mesa | 42 | 2:01:54 | 24:23 | 7:51 | 3:22 | 2-4-5-18-23-43-49 | 2-3-4-14-19-28-32 |
| 3 |  The Preuss School | 60 | 2:05:08 | 25:02 | 8:04 | 2:41 | 6-9-11-21-25-26-28 | 5-8-10-17-20-21-22 |
| 4 |  Victory Christian Academy | 112 | 2:21:12 | 28:15 | 9:06 | 9:52 | 10-20-39-41-57 | 9-16-26-27-34 |
| 5 |  O'Farrell Charter | 126 | 2:21:48 | 28:22 | 9:08 | 5:55 | 19-32-36-44-53-61-62 | 15-24-25-29-33-37-38 |
| 6 |  Mountain Empire | 155 | 2:39:38 | 31:56 | 10:17 | 9:30 | 31-46-48-58-59 | 23-30-31-35-36 |
| DNP |  Bonsall | | 1:48:53 | 27:14 | 8:46 | | 13-17-45-47 | 4 Runners |
| DNP |  Bayfront Charter | | 1:53:06 | 28:17 | 9:06 | | 3-30-51-55 | 4 Runners |
| DNP |  River Valley Charter | | 1:56:55 | 29:14 | 9:25 | | 16-27-35-60 | 4 Runners |
| DNP |  School for Entrepreneurship and Technology | | 1:01:22 | 30:41 | 9:53 | | 40-56 | 2 Runners |
| DNP |  King-Chavez | | 26:30 | 26:30 | 8:32 | | 24 | 1 Runner |
| DNP |  Gompers Preparatory Academy | | 27:32 | 27:32 | 8:52 | | 33 | 1 Runner |

Race 2 - Girls - 5K

10/19/2023 - 3:30pm

Individual Results - Varsity

| Place | Name | Grade | Team | Time | Points |
|------------|------------------------|-------|---------------------------|---------|--------|
| 1 (1) | Cadelyn Belasco | 10 | Liberty Charter | 22:06.8 | 1 |
| 2 (2) | Madeline Maclan | 9 | High Tech High Mesa | 23:00.7 | 2 |
| 3 (3) | Suzy Salinas | 12 | Bayfront Charter | 23:18.6 | |
| 4 (4) | Isabella Cruz | 12 | High Tech High Mesa | 23:28.8 | 3 |
| 5 (5) | Coral Jennings | 9 | High Tech High Mesa | 23:45.2 | 4 |
| 6 (6) | Tanya Aguilera | 10 | The Preuss School | 23:51.9 | 5 |
| 7 (7) | Haley Svendsen | 11 | Liberty Charter | 23:54.1 | 6 |
| 8 (8) | Noelle Edkins | 11 | Liberty Charter | 23:54.1 | 7 |
| 9 (9) | Jenny Sanchez | 11 | The Preuss School | 24:09.6 | 8 |
| 10 (10) | Kirah Maxey | 9 | Victory Christian Academy | 24:16.8 | 9 |
| 11 (11) | Valerie Colin | 11 | The Preuss School | 24:27.1 | 10 |
| 12 (12) | Kylie Pruett | 12 | Liberty Charter | 24:41.0 | 11 |
| 13 (13) | Ayla Nicknom | 10 | Bonsall | 24:43.7 | |
| 14 (14) | Keira Hays | 11 | Liberty Charter | 24:58.3 | 12 |
| 15 (15) | Amelia Primmer | 10 | Liberty Charter | 25:01.7 | 13 |
| 16 (16) | Emily Horning | 12 | River Valley Charter | 25:06.6 | |
| 17 (17) | Alayna Walters | 12 | Bonsall | 25:07.0 | |
| 18 (18) | Audrey Boyce | 11 | High Tech High Mesa | 25:16.9 | 14 |
| 19 (19) | Jenny Mendoza | 12 | O'Farrell Charter | 25:48.5 | 15 |
| 20 (20) | Danilyn Henson | 10 | Victory Christian Academy | 25:55.3 | 16 |
| 21 (21) | Joselyn Rojas Barranco | 11 | The Preuss School | 26:06.7 | 17 |
| 22 (22) | Walsh Savannah | 12 | Liberty Charter | 26:09.6 | 18 |

| Place | Name | Grade | Team | Time | Points |
|------------|--------------------------|-------|--|---------|--------|
| 23 (23) | Alex Fortman-Chamberlain | 10 | High Tech High Mesa | 26:22.4 | 19 |
| 24 (24) | Gabby Jimenez | 9 | King-Chavez | 26:29.9 | |
| 25 (25) | Melody Diaz | 10 | The Preuss School | 26:32.3 | 20 |
| 26 (26) | Ivy Khuu | 11 | The Preuss School | 26:48.0 | 21 |
| 27 (27) | Isabelle Horning | 10 | River Valley Charter | 26:48.3 | |
| 28 (28) | Sabrina Haji | 11 | The Preuss School | 26:55.2 | 22 |
| 29 (29) | Eliana O'Neal | 9 | Liberty Charter | 27:06.2 | |
| 30 (30) | Melissa Hernandez | 11 | Bayfront Charter | 27:12.4 | |
| 31 (31) | Shayden Kaiser | 11 | Mountain Empire | 27:22.8 | 23 |
| 32 (32) | Ariana Higareda | 10 | O'Farrell Charter | 27:27.5 | 24 |
| 33 (33) | Valerie Garcia | 10 | Gompers Preparatory Academy | 27:31.6 | |
| 34 (34) | Klarissa Valdez | 11 | The Preuss School | 27:33.4 | |
| 35 (35) | Sofia Stolzer | 12 | River Valley Charter | 27:34.9 | |
| 36 (36) | Aleah Sulapat | 12 | O'Farrell Charter | 27:43.2 | 25 |
| 37 (37) | Allison Mendez | 9 | The Preuss School | 27:53.1 | |
| 38 (38) | Brielle Paquette | 11 | Liberty Charter | 27:53.8 | |
| 39 (39) | Abigail Mondragon | 9 | Victory Christian Academy | 28:14.2 | 26 |
| 40 (40) | Ashelyn Huynh | 10 | School for Entrepreneurship and Technology | 28:29.4 | |
| 41 (41) | Abigail Castaneda | 9 | Victory Christian Academy | 28:36.3 | 27 |
| 42 (42) | Ruth Kibron | 10 | The Preuss School | 28:50.8 | |
| 43 (43) | Kaia Costello | 10 | High Tech High Mesa | 28:54.3 | 28 |
| 44 (44) | Shanty Orellana | 11 | O'Farrell Charter | 29:05.3 | 29 |

Race 2 - Girls - 5K

10/19/2023 - 3:30pm

Individual Results - Varsity

| Place | Name | Grade | Team | Time | Points |
|------------|--------------------|-------|--|---------|--------|
| 45 (45) | Krislynn Pollard | 11 | Bonsall | 29:17.4 | |
| 46 (46) | Ariadna Gamez Cruz | 10 | Mountain Empire | 29:41.2 | 30 |
| 47 (47) | Mary Ramirez | 11 | Bonsall | 29:44.3 | |
| 48 (48) | Miriam Hayes | 10 | Mountain Empire | 29:48.7 | 31 |
| 49 (49) | Kyliana Gaylord | 10 | High Tech High Mesa | 29:52.4 | 32 |
| 50 (50) | Marely Montejo | 10 | The Preuss School | 30:00.1 | |
| 51 (51) | Gabriela Moreno | 12 | Bayfront Charter | 30:03.6 | |
| 52 (53) | Marlene Rojas | 11 | The Preuss School | 31:38.5 | |
| 53 (54) | Chantel Ventura | 11 | O'Farrell Charter | 31:43.4 | 33 |
| 54 (55) | Sifan Hikssa | 11 | The Preuss School | 32:05.8 | |
| 55 (56) | Gabriele Hernandez | 12 | Bayfront Charter | 32:30.5 | |
| 56 (57) | Micah Bydonie | 9 | School for Entrepreneurship and Technology | 32:52.2 | |
| 57 (60) | Nicole Rodriguez | 11 | Victory Christian Academy | 34:08.5 | 34 |
| 58 (61) | Leah Moriarty | 10 | Mountain Empire | 35:52.5 | 35 |
| 59 (63) | Celeste Sanchez | 9 | Mountain Empire | 36:52.3 | 36 |
| 60 (64) | Dakota Greelan | 11 | River Valley Charter | 37:25.1 | |
| 61 (65) | Pia Mora | 9 | O'Farrell Charter | 38:57.3 | 37 |
| 62 (66) | Morgan Ly | 9 | O'Farrell Charter | 38:59.9 | 38 |