
















John Elders Invitational

Cal State Fullerton

Race 2 - Men - 8K

10/20/2023 - 5:40pm

Team Results

Place	Team	Score	Team Time	Runner Avg	Avg Mile	5 Man Gap	Finish Order	Scoring Order
1	 UC San Diego	38	2:02:55	24:35	4:57	0:56	4-6-11-14-17-21-40	4-6-8-9-11-14-26
2	Performance Elite RC	110	2:06:08	25:14	5:05	3:25	1-5-9-65-78-105	1-5-7-45-52-68
3	 Valor Track Club	113	2:06:54	25:23	5:07	2:20	2-22-46-49-52-56-70	2-15-30-32-34-38-47
4	 Loyola Marymount	134	2:08:48	25:46	5:11	0:52	29-36-41-44-54-58-111	19-23-27-29-36-39-70
5	 UC Santa Barbara	141	2:09:36	25:56	5:13	2:32	20-31-35-38-96	13-20-22-24-62
6	 Riverside	144	2:08:45	25:45	5:11	2:53	3-27-48-63-73-80-82	3-18-31-43-49-53-55
7	 Orange Coast	168	2:10:36	26:08	5:16	2:19	18-24-55-64-90-92-103	12-16-37-44-59-60-66
8	 CUI	207	2:12:19	26:28	5:20	1:26	34-62-68-71-74-97-100	21-42-46-48-50-63-64
9	 Vanguard	229	2:14:20	26:52	5:25	3:40	15-60-77-84-115-116-125	10-40-51-57-71-72-75
10	 Soka	257	2:17:04	27:25	5:31	4:34	26-53-93-104-131	17-35-61-67-77
11	 Hope Int'l	269	2:16:58	27:24	5:31	3:29	42-61-89-110-123-128-132	28-41-58-69-73-76-78
12	Southern Nevada	282	2:17:50	27:34	5:33	3:08	51-81-83-102-124-146	33-54-56-65-74-83
13	 LA Harbor	347	2:41:49	32:22	6:31	9:59	39-133-142-143-145	25-79-80-81-82
DNF	Unattached		2:02:51	24:35	4:57	0:22	7-8-10-12-13-16-23	Non-Scoring
DNP	 Cal St. Fullerton		1:44:57	26:15	5:17		19-32-72-87	4 Runners
DNP	 Montana Western		1:33:04	31:02	6:15		66-108-147	3 Runners
DNP	No Balance Track Club		52:11	26:06	5:15		33-69	2 Runners
DNP	 Biola		55:48	27:54	5:37		88-113	2 Runners
DNP	UNA-Loyola Marymount		26:20	26:20	5:18		57	1 Runner
DNP	 Azusa Pacific		26:36	26:36	5:21		67	1 Runner

Race 2 - Men - 8K

10/20/2023 - 5:40pm

Team Results

Place	Team	Score	Team Time	Runner Avg	Avg Mile	5 Man Gap	Finish Order	Scoring Order
DNP	FFG		27:47	27:47	5:36		99	1 Runner
DNP	Quick Track Club		29:15	29:15	5:53		126	1 Runner

Race 2 - Men - 8K

10/20/2023 - 5:40pm

Individual Results

Place	Name	Grade	Team	Time	Points
1	Salvador Capetillo	SR	Performance Elite RC	23:42.3	1
2	Michael Teran		Valor Track Club	23:46.3	2
3	Ernesto Ruiz	SO	Riverside	24:02.0	3
4	Zeno Castiglioni	JR	UC San Diego	24:08.2	4
5	Elijah Ocegueda	JR	Performance Elite RC	24:16.1	5
6	Jordan Haney	JR	UC San Diego	24:21.1	6
7	Marco Perez	JR	Unattached	24:22.7	
8	Zachariah Elam	FR	Unattached	24:26.9	
9	Andrew Tafolla	JR	Performance Elite RC	24:31.8	7
10	Charlie Frank	JR	Unattached	24:33.9	
11	Nicco Pompili	SR	UC San Diego	24:34.8	8
12	Alan Jimenez	JR	Unattached	24:42.1	
13	Ian Crocker		Unattached	24:44.5	
14	Ian Gerth	JR	UC San Diego	24:47.1	9
15	Evan Hernandez	JR	Vanguard	24:54.0	10
16	Austin Ledgerwood	SO	Unattached	25:02.6	
17	Andrew Schulz	JR	UC San Diego	25:03.7	11
18	Jimmy Dominguez	FR	Orange Coast	25:09.1	12
19	Vicente Huerta	SR	Cal St. Fullerton	25:09.7	
20	Luca Romero	FR	UC Santa Barbara	25:10.0	13
21	Evan Hild	SO	UC San Diego	25:11.6	14
22	Angel Aguirre		Valor Track Club	25:12.5	15
23	Nicandro Rosas		Unattached	25:12.9	
24	Viencent Luong-Kha	SO	Orange Coast	25:13.5	16
25	Derek Kirschbaum	FR	Unattached	25:20.2	
26	Andre Souza	JR	Soka	25:21.7	17
27	Juan Espino	SO	Riverside	25:22.9	18
28	Miles Gillan	JR	Unattached	25:23.0	
29	Yonathan Amare	JR	Loyola Marymount	25:23.9	19
30	Brian Soriano-Guzman	JR	Unattached	25:25.3	
31	KC Barber	FR	UC Santa Barbara	25:25.6	20
32	Jonathan Pfeiffer	JR	Cal St. Fullerton	25:30.4	
33	Nathan Fisher		No Balance Track Club	25:30.6	
34	Marcus Shin	SO	CUI	25:31.2	21
35	Noah De la Rionda	FR	UC Santa Barbara	25:37.5	22

Place	Name	Grade	Team	Time	Points
36	Hunter Krasa	JR	Loyola Marymount	25:38.7	23
37	Aiden Tarantino	FR	Unattached	25:39.7	
38	Zaki Blunt	SO	UC Santa Barbara	25:41.4	24
39	Anthony Mercado	FR	LA Harbor	25:41.4	25
40	Tate Meaux	FR	UC San Diego	25:42.6	26
41	Zach Loisselle	FR	Loyola Marymount	25:43.1	27
42	Ricardo Cruz	SR	Hope Int'l	25:43.4	28
43	Ethan Romero	FR	Unattached	25:43.8	
44	Ben Hefner	SO	Loyola Marymount	25:46.5	29
45	Gavin Dion	FR	Unattached	25:48.5	
46	Ryan Thompson		Valor Track Club	25:49.0	30
47	Michael Julian	SO	UC San Diego	25:56.4	
48	Kailil O'Brien	FR	Riverside	25:58.0	31
49	Luke Calubayan		Valor Track Club	25:59.7	32
50	Shane Badcock	FR	UC San Diego	26:04.2	
51	Dennis Speaks	SO	Southern Nevada	26:04.3	33
52	Benjamin Prado		Valor Track Club	26:05.9	34
53	Jordan Bravo	JR	Soka	26:10.4	35
54	Carson Foster	SO	Loyola Marymount	26:15.6	36
55	Carlos Ramos	SO	Orange Coast	26:16.6	37
56	Jason Duarte		Valor Track Club	26:18.0	38
57	Solomon Costa		UNA-Loyola Marymount	26:19.1	
58	Matthew Landis	FR	Loyola Marymount	26:19.9	39
59	Ansh Parashar	FR	Unattached	26:20.9	
60	Cooper Anderson	SO	Vanguard	26:21.3	40
61	Luis Diaz	JR	Hope Int'l	26:21.9	41
62	Gavin Hellerstedt	SO	CUI	26:23.3	42
63	Edgar Ortega	FR	Riverside	26:27.9	43
64	William Spangler	FR	Orange Coast	26:28.8	44
65	Andrew Lopez		Performance Elite RC	26:30.7	45
66	Brant Heiner	SO	Montana Western	26:32.8	
67	Joshua Tajiri	JR	Azusa Pacific	26:35.6	
68	Tyler Renteria	SO	CUI	26:38.4	46
69	Jesus Retiguin		No Balance Track Club	26:40.1	
70	Mihira Sogal		Valor Track Club	26:46.9	47
71	Cole Ridenour	JR	CUI	26:48.5	48
72	Nathan England	JR	Cal St. Fullerton	26:51.2	

Race 2 - Men - 8K

10/20/2023 - 5:40pm

Individual Results

Place	Name	Grade	Team	Time	Points
73	Anthony Ruiz	FR	Riverside	26:54.1	49
74	Raemon Rodriguez	FR	CUI	26:56.7	50
75	David Delatorre		Unattached	27:02.5	
76	Hiroto Nasu	SO	Unattached	27:06.6	
77	Jesse O'Campo	FR	Vanguard	27:06.9	51
78	Carson Kyle Baldevia	JR	Performance Elite RC	27:07.1	52
79	Tucker Swinth		Valor Track Club	27:08.2	
80	Daniel Nava	FR	Riverside	27:10.4	53
81	Gabriel Kotero	FR	Southern Nevada	27:16.7	54
82	Rionn Hudson	FR	Riverside	27:20.8	55
83	Nolan Richey	FR	Southern Nevada	27:22.0	56
84	Anthony Kennen	SO	Vanguard	27:23.3	57
85	Thomas Fry	SO	UC San Diego	27:24.3	
86	Evan Mayo	FR	Unattached	27:25.0	
87	Matthew Kubler	FR	Cal St. Fullerton	27:25.2	
88	Aiden Sherer	SO	Biola	27:26.8	
89	Diego Pineda	JR	Hope Int'l	27:27.1	58
90	Farhaan Safi	FR	Orange Coast	27:27.9	59
91	Edward Garcia	FR	Riverside	27:30.3	
92	Lance Copp	FR	Orange Coast	27:30.4	60
93	Naoki Kasai	JR	Soka	27:31.6	61
94	Adrian Iwamoto	SO	Riverside	27:34.5	
95	Jason Dunn	SO	Unattached	27:35.0	
96	Dylan Manning	SO	UC Santa Barbara	27:41.5	62
97	Bryce Tondryk	JR	CUI	27:45.1	63
98	Cristopher Carrillo	SR	Unattached	27:45.3	
99	Rohan Weerasekera		FFG	27:46.3	
100	Reyeshaud Becenti	FR	CUI	27:51.3	64
101	Jacob Garcia	SO	Unattached	27:52.7	
102	Emmanuel Gizaw	FR	Southern Nevada	27:54.7	65
103	Damian Martinez	SO	Orange Coast	27:58.3	66
104	Lev Nakamura	SO	Soka	28:04.7	67
105	Andrew Velasco		Performance Elite RC	28:09.1	68
106	Caden Guardino	FR	Orange Coast	28:09.6	
107	Don Molina	SO	Orange Coast	28:10.7	
108	Brody Henry	FR	Montana Western	28:10.8	
109	Logan Hanchette	FR	Riverside	28:11.4	
110	Nathan Limon	FR	Hope Int'l	28:13.1	69

Place	Name	Grade	Team	Time	Points
111	Jackson Vande Zandschulp	FR	Loyola Marymount	28:14.2	70
112	Mason Jekogian	SO	Unattached	28:20.2	
113	Zachary Wallace	SO	Biola	28:20.8	
114	Damien Zemanek	FR	Riverside	28:25.2	
115	Ommar Arroyo	FR	Vanguard	28:33.7	71
116	Payton Kubalsky	JR	Vanguard	28:45.5	72
117	Julio Gomez	SO	Unattached	28:46.2	
118	Isaiah Duport	JR	CUI	29:00.3	
119	Marquis Bryant	FR	Riverside	29:04.7	
120	Emiliano Gonzalez	SO	Orange Coast	29:07.6	
121	Ronald Nguyen	FR	Orange Coast	29:09.7	
122	Enzo Cayetano	FR	Riverside	29:10.8	
123	Andy Avalos	FR	Hope Int'l	29:11.6	73
124	Dion Dial	FR	Southern Nevada	29:12.1	74
125	Justin Ramirez	JR	Vanguard	29:13.2	75
126	Lutz Braun		Quick Track Club	29:14.3	
127	Leonardo Valencia-Franco	FR	Riverside	29:20.0	
128	Morgan Faunce	SR	Hope Int'l	29:24.7	76
129	Noah Ruiz	FR	Unattached	29:25.0	
130	Anthony Bernal	FR	Orange Coast	29:42.3	
131	Daiki Katsukawa	FR	Soka	29:55.4	77
132	Sebastian Metoyer	FR	Hope Int'l	30:12.0	78
133	Arturo DeJesus	FR	LA Harbor	30:22.0	79
134	Josiah Kirby	FR	Vanguard	30:24.0	
135	Miguel Zarco	JR	Unattached	30:55.0	
136	Diego Gardea	FR	Riverside	31:11.5	
137	Rogelio Padilla	FR	Riverside	32:28.0	
138	Juan Ferguson	FR	Riverside	32:59.9	
139	Kevin Rivas	FR	Orange Coast	33:37.2	
140	Alex Bolinger		Unattached	33:38.0	
141	Bobby Elsinger		Valor Track Club	34:12.8	
142	Kevin Gamino	FR	LA Harbor	34:55.7	80
143	Jose Ruvalcaba	FR	LA Harbor	35:09.4	81
144	Matthew Castro	SR	Unattached	35:35.6	
145	Jarik Monge	FR	LA Harbor	35:40.4	82
146	Aiden Reed	SO	Southern Nevada	36:15.2	83
147	Jesse McMurtrey	SR	Montana Western	38:19.9	

