


















John Elders Invitational

Cal State Fullerton

Race 1 - Women - 5K

10/20/2023 - 5:00pm

Team Results

Place	Team	Score	Team Time	Runner Avg	Avg Mile	5 Man Gap	Finish Order	Scoring Order
1	 UC San Diego	52	1:31:06	18:14	5:52	0:47	8-12-16-22-23-27-31	6-7-10-14-15-17-21
2	 Valor Track Club	64	1:29:45	17:57	5:47	3:43	1-3-4-6-90	1-3-4-5-51
3	 UC Irvine	94	1:33:28	18:42	6:02	0:51	14-19-33-34-41-44-45	8-12-23-24-27-28-29
4	 UC Santa Barbara	119	1:35:16	19:04	6:08	1:39	15-30-32-52-67	9-20-22-31-37
5	 Long Beach St.	130	1:35:48	19:10	6:11	1:32	18-36-40-58-66-126-129	11-25-26-32-36-72-74
6	 Vanguard	159	1:37:54	19:35	6:19	2:07	20-28-68-77-85-105-106	13-18-38-42-48-60-61
7	 Riverside	169	1:38:34	19:43	6:21	2:05	26-29-65-84-91-93-108	16-19-35-47-52-53-62
8	Quick Track Club	178	1:39:04	19:49	6:23	1:03	46-59-60-72-76-80-95	30-33-34-40-41-45-55
9	 Cal Coast Track Club	200	1:39:46	19:58	6:26	4:05	2-78-79-94-100	2-43-44-54-57
10	 CUI	242	1:43:01	20:37	6:38	1:26	69-81-87-89-102	39-46-49-50-58
11	Southern Nevada	320	1:51:50	22:22	7:12	2:11	97-111-117-118-119-124-132	56-63-66-67-68-71-76
12	 Soka	327	1:54:07	22:50	7:21	2:17	104-113-116-122-123-128-131	59-64-65-69-70-73-75
DNF	Unattached		1:30:29	18:06	5:50	0:47	7-10-13-17-21-24-25	Non-Scoring
DNP	 Hope Int'l		57:18	19:06	6:09		5-47-82	3 Runners
DNP	 Cal St. Fullerton		58:35	19:32	6:18		37-43-83	3 Runners
DNP	 Orange Coast		59:53	19:58	6:26		38-64-99	3 Runners
DNP	 Biola		1:00:12	20:04	6:28		51-71-92	3 Runners
DNP	Performance Elite RC		35:48	17:54	5:46		9-11	2 Runners
DNP	 Loyola Marymount		41:27	20:44	6:41		86-96	2 Runners
DNP	 LA Harbor		42:05	21:03	6:47		73-109	2 Runners
DNP	 Montana Western		42:06	21:03	6:47		56-114	2 Runners

Race 1 - Women - 5K

10/20/2023 - 5:00pm

Individual Results

Place	Name	Grade	Team	Time	Points
1	Casey Monoszlay		Valor Track Club	16:59.1	1
2	Sara Van Dyke		Cal Coast Track Club	17:03.2	2
3	Samantha Huerta		Valor Track Club	17:07.1	3
4	Mariah Theologidy		Valor Track Club	17:15.3	4
5	Emma Timmermans	JR	Hope Int'l	17:33.6	
6	Bea Fleming		Valor Track Club	17:41.7	5
7	Sylvana Northrop	JR	Unattached	17:43.3	
8	Isabelle Shepherd	SR	UC San Diego	17:45.3	6
9	Danielle Rowlinson		Performance Elite RC	17:50.3	
10	Vivien Hyman		Unattached	17:53.0	
11	Sadie Encinas		Performance Elite RC	17:57.4	
12	Hinako Yamamoto	FR	UC San Diego	18:00.4	7
13	Alexis Wallace	SR	Unattached	18:03.7	
14	Hana Nip	JR	UC Irvine	18:13.9	8
15	Leah Mendibles	FR	UC Santa Barbara	18:15.1	9
16	Jenna Satovsky	SO	UC San Diego	18:17.7	10
17	Presley Bennett		Unattached	18:18.4	
18	Lakely Nealis	SR	Long Beach St.	18:19.0	11
19	Diane Molina	JR	UC Irvine	18:23.6	12
20	Kate Baranski	FR	Vanguard	18:24.7	13
21	Chiara Bonomi	JR	Unattached	18:30.1	
22	Norah Dulaney	FR	UC San Diego	18:30.6	14
23	Stella Gladden	SO	UC San Diego	18:31.7	15
24	Kelsie Yamano	JR	Unattached	18:33.3	
25	galilea jimenez	FR	Unattached	18:36.7	
26	Nadia Munoz	FR	Riverside	18:39.7	16
27	Allyson Abandonato	SO	UC San Diego	18:40.6	17
28	Sara Feitz	SR	Vanguard	18:43.9	18
29	Savannah Ganter	SO	Riverside	18:49.8	19
30	Maya Lacamp	SO	UC Santa Barbara	18:50.9	20
31	Emma Dunmire	SO	UC San Diego	18:51.0	21
32	Lexi Darley	SO	UC Santa Barbara	18:52.3	22
33	Rebecca Bronstein	FR	UC Irvine	18:52.3	23
34	Laura Yontz	JR	UC Irvine	18:53.4	24
35	Michelle Huerta	FR	UC San Diego	18:54.5	
36	Mackenzie Hack	FR	Long Beach St.	18:54.7	25
37	Amy Brown	SR	Cal St. Fullerton	18:58.4	

Place	Name	Grade	Team	Time	Points
38	Liberty Miller	FR	Orange Coast	19:02.1	
39	Lauren Lapporte	JR	UC San Diego	19:02.2	
40	Kendall Harrison	JR	Long Beach St.	19:03.3	26
41	Estella Knobbe	FR	UC Irvine	19:04.7	27
42	Kimberly Willard	FR	UC San Diego	19:05.1	
43	Kalei Chance	SO	Cal St. Fullerton	19:06.6	
44	Malia Leupold	FR	UC Irvine	19:10.6	28
45	Sophia Zago	JR	UC Irvine	19:12.1	29
46	KIYOMI FUERTES		Quick Track Club	19:12.8	30
47	Ashley Carabes	SR	Hope Int'l	19:15.5	
48	Emily Richards	JR	UC San Diego	19:16.3	
49	Aleksandra Martinez Ambrosio	SO	Unattached	19:16.6	
50	Itzel Del Rio	FR	Unattached	19:17.6	
51	Lillianna Sosa	JR	Biola	19:18.8	
52	Claire Chaves	JR	UC Santa Barbara	19:23.6	31
53	Roxane Thomas	JR	Unattached	19:24.2	
54	ZOE Smith	SO	Unattached	19:24.5	
55	Sarahy Lopez	FR	UC Irvine	19:28.5	
56	Olivia Heiner	FR	Montana Western	19:35.0	
57	Meilani Castillo	FR	UC San Diego	19:38.7	
58	Elani Huntley	JR	Long Beach St.	19:40.4	32
59	SOFIA WROBLEWSKI		Quick Track Club	19:43.8	33
60	ROBYN LANGELIER		Quick Track Club	19:44.9	34
61	Madison Mason	FR	Unattached	19:45.8	
62	Emma Dominguez	JR	Unattached	19:46.3	
63	Lauren Delgado	JR	UC San Diego	19:46.7	
64	Jaysi Reyes	FR	Orange Coast	19:46.9	
65	Dakota Zamarripa	SO	Riverside	19:48.9	35
66	Natasha King	SO	Long Beach St.	19:50.5	36
67	Sophia Gutierrez	JR	UC Santa Barbara	19:54.0	37
68	Stephany Bertin	FR	Vanguard	19:55.4	38
69	Brittany Widerburg	SO	CUI	19:57.7	39
70	Roxanne Ehrig	FR	UC San Diego	20:03.5	
71	Alyssa Stumbo	FR	Biola	20:05.1	
72	ELLA HANEISHI		Quick Track Club	20:06.7	40
73	Sherlyn Gomez	FR	LA Harbor	20:07.3	
74	Isabella Carranza	SO	Unattached	20:08.1	
75	Brianna King	JR	Unattached	20:13.3	

Race 1 - Women - 5K

10/20/2023 - 5:00pm

Individual Results

Place	Name	Grade	Team	Time	Points
76	REBECCA ARIZONA FUENTES		Quick Track Club	20:15.8	41
77	Marisa Cole	SO	Vanguard	20:18.1	42
78	Katrina Clausing		Cal Coast Track Club	20:20.2	43
79	Christy Peterson		Cal Coast Track Club	20:23.8	44
80	ALEXA WROBLEWSKI		Quick Track Club	20:25.8	45
81	Darla Medina	SO	CUI	20:25.9	46
82	Arlene Magana	JR	Hope Int'l	20:28.9	
83	Cassandra Santillano	FR	Cal St. Fullerton	20:29.5	
84	Soleil Russo	SO	Riverside	20:30.9	47
85	Vanessa Flores	SO	Vanguard	20:31.3	48
86	Sophia Alvarez	FR	Loyola Marymount	20:32.5	
87	Priscella Gomez	JR	CUI	20:33.3	49
88	Amber Boothby	FR	UC San Diego	20:34.9	
89	Hannah Faust	JR	CUI	20:39.9	50
90	Marina Zeferino		Valor Track Club	20:41.3	51
91	Lidia Barrios	SO	Riverside	20:44.2	52
92	Miranda Zakhar	FR	Biola	20:47.2	
93	Citlaly Ruiz	FR	Riverside	20:48.3	53
94	Arielly Conde		Cal Coast Track Club	20:51.0	54
95	OLIVIA MULLINS		Quick Track Club	20:53.8	55
96	Ruby Tiburcio	FR	Loyola Marymount	20:54.1	
97	Jacqueline Garcia	FR	Southern Nevada	20:59.6	56
98	Elizabeth Melcher	SO	Unattached	21:01.6	
99	Alexis Gilboy	FR	Orange Coast	21:03.3	
100	Catrina McAlister		Cal Coast Track Club	21:07.8	57
101	Kaitlene Ofilan	FR	UC Irvine	21:11.7	
102	Kelsey Ballard	JR	CUI	21:23.7	58
103	Kaitlin Jamison	SO	Unattached	21:31.2	
104	Hiromi Hashide	SR	Soka	21:32.9	59
105	Rebekah Pinedo	JR	Vanguard	21:43.2	60
106	Bella Nelson	SO	Vanguard	21:45.6	61
107	LAUREN CHERRY		Quick Track Club	21:49.9	
108	Kendra Amaro	FR	Riverside	21:55.1	62
109	Emily Mejia	FR	LA Harbor	21:57.6	
110	Kasey Plumb	FR	Riverside	22:07.4	

Place	Name	Grade	Team	Time	Points
111	Luisa Chapa	FR	Southern Nevada	22:11.0	63
112	Adileni Pacheco	SO	Riverside	22:15.1	
113	Miranda Lam	SR	Soka	22:20.8	64
114	Justene Santi	FR	Montana Western	22:30.2	
115	JULIET SIAPIN		Quick Track Club	22:30.6	
116	Yuko Hashimoto	FR	Soka	22:34.5	65
117	Leslie Quintero	FR	Southern Nevada	22:38.6	66
118	Lexie Lara	FR	Southern Nevada	22:50.6	67
119	Ariel Scott	SO	Southern Nevada	23:10.1	68
120	Sarah De Leon	FR	Riverside	23:15.3	
121	Evelyn Reyes	FR	Riverside	23:25.0	
122	Finleyrose Wyatt	JR	Soka	23:48.2	69
123	Naylah Santos	JR	Soka	23:49.9	70
124	Alyssa Watson	SO	Southern Nevada	24:05.3	71
125	Ashley Roberts	JR	Unattached	24:06.2	
126	Sofia Bailey	SO	Long Beach St.	24:16.7	72
127	Fatima Castaneda	FR	Riverside	24:47.6	
128	Jasmine Lorenzo	SO	Soka	25:31.9	73
129	Victoria Plummer	FR	Long Beach St.	25:33.8	74
130	Alli Bryan	SO	Long Beach St.	25:38.9	
131	Vitoria Souza e Robles	JR	Soka	25:39.7	75
132	Anyi Salabarria	SO	Southern Nevada	25:49.2	76
133	Tayah DeSousa	SO	Long Beach St.	27:42.8	
134	Alexa Camacho	FR	Long Beach St.	28:03.5	
DNF	Miyoko Mataalii	SO	LA Harbor		
DNF	Jasmine Ramirez	FR	LA Harbor		
DNF	Jaiden Kelly	FR	Riverside		
DNF	Alexa Bryson	FR	UC Santa Barbara		
DNF	SOPHIA BRAUN		Quick Track Club		
DNF	KENZLEY CHAVEZ		Quick Track Club		