







BIG VIII League Finals

Eastvale

Race 101 - Boys Merge - 3 Mile

11/02/2023

Team Results

| Place | Team | Score | Team Time | Runner Avg | Avg Mile | 5 Man Gap | Finish Order | Scoring Order |
|-------|---|-------|-----------|------------|----------|-----------|------------------------|----------------------|
| 1 |  ML King (SS) | 31 | 1:18:08 | 15:38 | 5:13 | 1:21 | 1-3-6-9-12-14-31 | 1-3-6-9-12-14-26 |
| 2 |  Santiago Corona (SS) | 59 | 1:20:30 | 16:06 | 5:22 | 1:02 | 4-8-13-16-18-19-20 | 4-8-13-16-18-19-20 |
| 3 |  Roosevelt (SS) | 74 | 1:21:16 | 16:16 | 5:26 | 1:19 | 5-7-17-23-24-26-29 | 5-7-17-22-23-24-25 |
| 4 |  Norco (SS) | 85 | 1:23:56 | 16:48 | 5:36 | 3:31 | 2-10-11-50-59-60-62 | 2-10-11-30-32-33-34 |
| 5 |  Corona (SS) | 124 | 1:27:13 | 17:27 | 5:49 | 2:10 | 15-21-39-47-55-64-68 | 15-21-28-29-31-35-36 |
| 6 |  Centennial Corona (SS) | 181 | 1:34:57 | 19:00 | 6:20 | 2:51 | 32-72-85-86-99-108-121 | 27-37-38-39-40-41-42 |

Race 101 - Boys Merge - 3 Mile

11/02/2023 -

Individual Results

| Place | Name | Grade | Team | Time | Points |
|-------|------------------|-------|----------------------|---------|--------|
| 1 | Maximo Zavaleta | 10 | ML King (SS) | 14:56.4 | 1 |
| 2 | Ben Rippe | 12 | Norco (SS) | 15:04.2 | 2 |
| 3 | Brad Quezada | 10 | ML King (SS) | 15:23.2 | 3 |
| 4 | Antonio Olmos | 12 | Santiago Corona (SS) | 15:27.7 | 4 |
| 5 | Luke Lopez | 10 | Roosevelt (SS) | 15:30.2 | 5 |
| 6 | Brayden Lunetta | 11 | ML King (SS) | 15:35.2 | 6 |
| 7 | Aidan Gossard | 11 | Roosevelt (SS) | 15:44.2 | 7 |
| 8 | Jake Rubalcaba | 11 | Santiago Corona (SS) | 15:54.1 | 8 |
| 9 | Logan Carlson | 10 | ML King (SS) | 15:55.1 | 9 |
| 10 | Trajan Cephas | 11 | Norco (SS) | 15:59.9 | 10 |
| 11 | Micheal Dunn | 11 | Norco (SS) | 16:06.5 | 11 |
| 12 | Markos Pineda | 12 | ML King (SS) | 16:17.2 | 12 |
| 13 | Brandon Fonseca | 11 | Santiago Corona (SS) | 16:18.0 | 13 |
| 14 | Alex Wesolowski | 11 | ML King (SS) | 16:18.5 | 14 |
| 15 | Adam Ngoma | 10 | Corona (SS) | 16:19.6 | 15 |
| 16 | Noah Lay | 9 | Santiago Corona (SS) | 16:20.2 | 16 |
| 17 | Austin Hernandez | 12 | Roosevelt (SS) | 16:28.5 | 17 |
| 18 | Alijah Cox | 11 | Santiago Corona (SS) | 16:29.2 | 18 |
| 19 | Enrique Tapia | 12 | Santiago Corona (SS) | 16:29.8 | 19 |
| 20 | Jett Blake | 11 | Santiago Corona (SS) | 16:31.6 | 20 |
| 21 | Uriel Baz | 10 | Corona (SS) | 16:36.0 | 21 |
| 22 | Caden Snitker | 11 | Santiago Corona (SS) | 16:40.3 | |
| 23 | Daniel Brown | 11 | Roosevelt (SS) | 16:44.1 | 22 |
| 24 | Logan Leal | 9 | Roosevelt (SS) | 16:49.0 | 23 |
| 25 | Jeremy Luber | 9 | Santiago Corona (SS) | 16:53.8 | |
| 26 | Julian Arellano | 12 | Roosevelt (SS) | 16:56.4 | 24 |
| 27 | Jermain Villamin | 11 | Santiago Corona (SS) | 17:04.1 | |
| 28 | Jace Lay | 11 | Santiago Corona (SS) | 17:06.3 | |
| 29 | Elijah Menchavez | 10 | Roosevelt (SS) | 17:08.3 | 25 |
| 30 | Andrew Glenny | 10 | Roosevelt (SS) | 17:11.6 | |
| 31 | Mason Colwell | 11 | ML King (SS) | 17:13.0 | 26 |

| Place | Name | Grade | Team | Time | Points |
|-------|---------------------|-------|------------------------|---------|--------|
| 32 | Christopher Bowden | 12 | Centennial Corona (SS) | 17:13.1 | 27 |
| 33 | John Sosa | 9 | ML King (SS) | 17:13.2 | |
| 34 | Zachary Halama | 11 | ML King (SS) | 17:14.1 | |
| 35 | Marc Gonzalez | 10 | ML King (SS) | 17:15.5 | |
| 36 | Charles Ramshaw | 10 | Santiago Corona (SS) | 17:26.3 | |
| 37 | Frank Stewart | 10 | ML King (SS) | 17:30.1 | |
| 38 | Chase Collopy | 10 | ML King (SS) | 17:33.0 | |
| 39 | Joseph Diaz | 12 | Corona (SS) | 17:45.8 | 28 |
| 40 | Ubaid Awan | 10 | ML King (SS) | 17:46.8 | |
| 41 | Everett Courtney | 10 | Roosevelt (SS) | 17:51.5 | |
| 42 | Caleb Lee | 10 | Roosevelt (SS) | 17:52.1 | |
| 43 | Ethan Becker | 9 | Santiago Corona (SS) | 17:54.9 | |
| 44 | Wesley Kane | 9 | ML King (SS) | 17:55.7 | |
| 45 | Sushanth Sashikumar | 9 | Roosevelt (SS) | 17:56.2 | |
| 46 | David Mier Ortiz | 12 | Roosevelt (SS) | 17:59.9 | |
| 47 | Luke Rodriguez | 11 | Corona (SS) | 18:01.5 | 29 |
| 48 | Silvio Castillo | 12 | Roosevelt (SS) | 18:02.7 | |
| 49 | Aidan Luna | 12 | ML King (SS) | 18:05.1 | |
| 50 | Joey Wozniak | 12 | Norco (SS) | 18:10.3 | 30 |
| 51 | Ryan Summers | 10 | Santiago Corona (SS) | 18:11.2 | |
| 52 | Max Neimeyer | 10 | Roosevelt (SS) | 18:11.7 | |
| 53 | Caden McDonald | 10 | ML King (SS) | 18:17.0 | |
| 54 | Nicholas Gomez | 11 | Santiago Corona (SS) | 18:28.3 | |
| 55 | Thomas Bandy | 10 | Corona (SS) | 18:29.5 | 31 |
| 56 | Jeremy Boles | 11 | Santiago Corona (SS) | 18:30.7 | |
| 57 | Samuel Webster | 10 | ML King (SS) | 18:31.5 | |
| 58 | Isaac Ginete | 11 | Roosevelt (SS) | 18:34.6 | |
| 59 | Connor Centeno | 11 | Norco (SS) | 18:35.1 | 32 |
| 60 | Hayden Caywood | 9 | Norco (SS) | 18:36.3 | 33 |
| 61 | Carter Thompson | 9 | ML King (SS) | 18:37.2 | |
| 62 | Paul Lewis III | 12 | Norco (SS) | 18:38.1 | 34 |
| 63 | Seth Christensen | 9 | Santiago Corona (SS) | 18:42.2 | |
| 64 | Christopher Amaya | 12 | Corona (SS) | 18:44.2 | 35 |

Race 101 - Boys Merge - 3 Mile

11/02/2023 -

Individual Results

| Place | Name | Grade | Team | Time | Points |
|-------|------------------|-------|------------------------|---------|--------|
| 65 | Lennon Copas | 10 | Santiago Corona (SS) | 18:47.2 | |
| 66 | Caelan Shelton | 10 | ML King (SS) | 18:48.2 | |
| 67 | Braydon Baker | 10 | Santiago Corona (SS) | 18:49.9 | |
| 68 | Conner Lombardi | 12 | Corona (SS) | 18:52.0 | 36 |
| 69 | Patrick Moon | 9 | ML King (SS) | 18:54.0 | |
| 70 | Nathan Duenas | 11 | Roosevelt (SS) | 18:54.4 | |
| 71 | Marvin Mejia | 12 | Corona (SS) | 18:55.3 | |
| 72 | Noah Alaniz | 12 | Centennial Corona (SS) | 18:58.7 | 37 |
| 73 | Jacob Potts | 12 | Santiago Corona (SS) | 19:02.2 | |
| 74 | Jeremiah Malgra | 9 | Roosevelt (SS) | 19:04.0 | |
| 75 | Daniel Kim | 10 | ML King (SS) | 19:04.7 | |
| 76 | Aidan Stuckey | 10 | ML King (SS) | 19:06.3 | |
| 77 | Jose Flores | 9 | Roosevelt (SS) | 19:10.7 | |
| 78 | James Barron | 10 | Corona (SS) | 19:11.1 | |
| 79 | Timothy Gill | 12 | ML King (SS) | 19:14.0 | |
| 80 | Elijah Brush | 9 | Roosevelt (SS) | 19:15.1 | |
| 81 | Bodie Brown | 10 | Santiago Corona (SS) | 19:16.1 | |
| 82 | Noah Padua | 11 | Roosevelt (SS) | 19:17.7 | |
| 83 | Pacey Schippell | 9 | ML King (SS) | 19:17.9 | |
| 84 | Garret Wakefield | 10 | Santiago Corona (SS) | 19:19.8 | |
| 85 | Leonardo Ordaz | 9 | Centennial Corona (SS) | 19:20.4 | 38 |
| 86 | Joelle Pan | 11 | Centennial Corona (SS) | 19:20.6 | 39 |
| 87 | Kaden Ladnier | 9 | Santiago Corona (SS) | 19:34.4 | |
| 88 | Braden Drewitz | 10 | ML King (SS) | 19:35.1 | |
| 89 | Austin Lang | 10 | Roosevelt (SS) | 19:36.5 | |
| 90 | Rithwik Anchuri | 10 | Roosevelt (SS) | 19:37.2 | |
| 91 | Jimmy Lay | 11 | Corona (SS) | 19:38.3 | |
| 92 | Adrian Lopez | 11 | Roosevelt (SS) | 19:41.0 | |
| 93 | Jarrett Brown | 9 | Roosevelt (SS) | 19:47.2 | |
| 94 | Daniel Hoover | 12 | ML King (SS) | 19:49.6 | |
| 95 | Dominic Calcedo | 10 | Corona (SS) | 19:50.3 | |
| 96 | Jason Hernandez | 10 | Roosevelt (SS) | 19:51.6 | |

| Place | Name | Grade | Team | Time | Points |
|-------|----------------------|-------|------------------------|---------|--------|
| 97 | Jacob Jaurigue | 11 | Roosevelt (SS) | 19:51.8 | |
| 98 | Jorge Zamora | 11 | Norco (SS) | 19:57.9 | |
| 99 | Brandon Perez | 10 | Centennial Corona (SS) | 20:03.4 | 40 |
| 100 | Isaiah Comejo | 9 | Roosevelt (SS) | 20:10.4 | |
| 101 | Rodolfo Correa | 11 | Roosevelt (SS) | 20:15.5 | |
| 102 | Justin Shifflet | 11 | Norco (SS) | 20:21.2 | |
| 103 | Nathan Harris | 10 | ML King (SS) | 20:30.6 | |
| 104 | Joey Friestad | 10 | Roosevelt (SS) | 20:36.3 | |
| 105 | Varun Sama | 9 | Roosevelt (SS) | 20:42.4 | |
| 106 | Daniel Silva Jr. | 9 | Norco (SS) | 20:44.5 | |
| 107 | Carter Gilliatt | 9 | Santiago Corona (SS) | 20:53.1 | |
| 108 | Ivan Barajas | 11 | Centennial Corona (SS) | 20:53.4 | 41 |
| 109 | Adrian Salgado | 9 | ML King (SS) | 20:58.8 | |
| 110 | Gabriel Gabaldon | 10 | ML King (SS) | 21:00.6 | |
| 111 | Joaquin Campos | 9 | Roosevelt (SS) | 21:02.8 | |
| 112 | Jayden Sheen | 12 | Norco (SS) | 21:09.8 | |
| 113 | Akhil Srikakollu | 9 | Roosevelt (SS) | 21:14.3 | |
| 114 | Ethan Araiza | 11 | Santiago Corona (SS) | 21:14.5 | |
| 115 | Esteban Morales | 11 | Roosevelt (SS) | 21:21.0 | |
| 116 | Jovan Viteri | 9 | Roosevelt (SS) | 21:27.3 | |
| 117 | Hudson Busch | 10 | Norco (SS) | 21:29.8 | |
| 118 | Jenson McIntyre | 12 | Corona (SS) | 21:31.2 | |
| 119 | Owen Allen | 9 | Santiago Corona (SS) | 21:38.5 | |
| 120 | Nick Garcia-Gonzalez | 12 | Corona (SS) | 21:38.6 | |
| 121 | Charldin Castro | 12 | Centennial Corona (SS) | 21:40.3 | 42 |
| 122 | James McCracken | 10 | Norco (SS) | 21:46.1 | |
| 123 | Jack Flynn | 10 | Santiago Corona (SS) | 21:47.6 | |
| 124 | Eric Vizcarra | 10 | Centennial Corona (SS) | 21:48.5 | |
| 125 | Aaron Alonzo | 11 | Roosevelt (SS) | 21:49.3 | |
| 126 | Daniel Saldana | 9 | Roosevelt (SS) | 21:52.3 | |
| 127 | Dylan Bohorques | 10 | Roosevelt (SS) | 22:03.3 | |
| 128 | Matthew Del Carmen | 10 | Centennial Corona (SS) | 22:03.3 | |

Race 101 - Boys Merge - 3 Mile

11/02/2023 -

Individual Results

| Place | Name | Grade | Team | Time | Points |
|-------|------------------|-------|------------------------|---------|--------|
| 129 | Jonah Zamora | 10 | Norco (SS) | 22:15.4 | |
| 130 | Vincent Price | 12 | Corona (SS) | 22:20.9 | |
| 131 | Estevan Sevilla | 12 | Centennial Corona (SS) | 22:25.6 | |
| 132 | Johnny Ramirez | 12 | Centennial Corona (SS) | 22:31.8 | |
| 133 | Jason Lowe | 11 | Corona (SS) | 22:38.6 | |
| 134 | Justin Chang | 9 | Roosevelt (SS) | 22:41.2 | |
| 135 | Adriel Karathi | 10 | Santiago Corona (SS) | 22:51.1 | |
| 136 | Jonathan Diaz | 11 | Centennial Corona (SS) | 22:54.0 | |
| 137 | Hunter Martin | 9 | Roosevelt (SS) | 23:06.0 | |
| 138 | Seth Castillo | 9 | Roosevelt (SS) | 23:06.0 | |
| 139 | Sage Martin | 11 | Roosevelt (SS) | 23:07.9 | |
| 140 | Daniel Galvan | 9 | Roosevelt (SS) | 23:15.4 | |
| 141 | Sam Ramirez | 12 | Corona (SS) | 23:33.5 | |
| 142 | Kristopher Clark | 12 | Roosevelt (SS) | 23:34.0 | |
| 143 | Daniel Brambila | 9 | Roosevelt (SS) | 23:58.8 | |
| 144 | Aiden Joshua | 9 | Centennial Corona (SS) | 25:53.1 | |
| 145 | Joseph Wilson | 9 | ML King (SS) | 25:53.9 | |
| 146 | Nathan Huff | 10 | ML King (SS) | 26:18.9 | |
| 147 | Joshua Calcedo | 10 | Corona (SS) | 26:48.0 | |
| 148 | Miles Mathews | 9 | Santiago Corona (SS) | 27:04.6 | |
| 149 | Ronde Delgado | 9 | Centennial Corona (SS) | 27:08.5 | |
| 150 | Eduardo Fregoso | 9 | Roosevelt (SS) | 27:08.6 | |
| 151 | Kai Cephas | 12 | Norco (SS) | 27:16.1 | |
| DNF | Logan Yoshida | 12 | Centennial Corona (SS) | | |