








# Orange Coast Finals

## Carbon Canyon Regional Park

### Race 102 - Girls Merge - 3 Mile

11/2/2023

### Team Results

| Place | Team  | Score | Team Time | Runner Avg | Avg Mile | 5 Man Gap | Finish Order         | Scoring Order        |
|-------|---|-------|-----------|------------|----------|-----------|----------------------|----------------------|
| 1     |  St. Margaret's Episcopal (SS) | 23    | 1:40:51   | 20:11      | 6:44     | 2:00      | 2-3-4-5-9-14-15      | 2-3-4-5-9-14-15      |
| 2     |  Santa Ana (SS)                | 53    | 1:46:35   | 21:19      | 7:07     | 3:56      | 1-7-10-17-18-21-23   | 1-7-10-17-18-21-22   |
| 3     |  Costa Mesa (SS)               | 93    | 1:55:20   | 23:04      | 7:42     | 3:40      | 6-11-29-30-38-40-45  | 6-11-24-25-27-28-33  |
| 4     |  Calvary Chapel Santa Ana (SS) | 94    | 1:55:31   | 23:07      | 7:43     | 4:26      | 8-12-13-41-44-59-63  | 8-12-13-29-32-38-40  |
| 5     |  Orange (SS)                   | 127   | 2:00:12   | 24:03      | 8:01     | 3:03      | 19-20-26-43-48-50-69 | 19-20-23-31-34-36-42 |
| 6     |  Saddleback (SS)              | 144   | 2:04:32   | 24:55      | 8:19     | 4:03      | 16-36-42-49-52-60-67 | 16-26-30-35-37-39-41 |
| DNP   |  Estancia (SS)               |       | 24:35     | 24:35      | 8:12     |           | 37                   | 1 Runner             |

# Race 102 - Girls Merge - 3 Mile

11/2/2023 -

## Individual Results

| Place | Name                  | Grade | Team                          | Time    | Points |
|-------|-----------------------|-------|-------------------------------|---------|--------|
| 1     | Adamara Esparza       | 11    | Santa Ana (SS)                | 18:46.6 | 1      |
| 2     | Sarah Bendzick        | 11    | St. Margaret's Episcopal (SS) | 19:10.3 | 2      |
| 3     | Joyce Li              | 10    | St. Margaret's Episcopal (SS) | 19:21.2 | 3      |
| 4     | Coco Johnson          | 11    | St. Margaret's Episcopal (SS) | 20:33.6 | 4      |
| 5     | Catherine Chou        | 10    | St. Margaret's Episcopal (SS) | 20:35.7 | 5      |
| 6     | Julieta Colin         | 11    | Costa Mesa (SS)               | 20:55.9 | 6      |
| 7     | Alina Gomez           | 9     | Santa Ana (SS)                | 20:56.9 | 7      |
| 8     | Grace De Cicco        | 9     | Calvary Chapel Santa Ana (SS) | 21:04.4 | 8      |
| 9     | America Reyes-Mendoza | 11    | St. Margaret's Episcopal (SS) | 21:09.6 | 9      |
| 10    | Rachel Sanchez        | 10    | Santa Ana (SS)                | 21:29.4 | 10     |
| 11    | Yanelly Martinez      | 10    | Costa Mesa (SS)               | 21:48.8 | 11     |
| 12    | Macy Sanchez          | 10    | Calvary Chapel Santa Ana (SS) | 21:53.6 | 12     |
| 13    | Tiffany Easter        | 12    | Calvary Chapel Santa Ana (SS) | 21:56.4 | 13     |
| 14    | Lauren Driver         | 9     | St. Margaret's Episcopal (SS) | 22:20.0 | 14     |
| 15    | Catherine Pappas      | 9     | St. Margaret's Episcopal (SS) | 22:20.1 | 15     |
| 16    | Angelica Ramirez      | 10    | Saddleback (SS)               | 22:25.1 | 16     |
| 17    | Jasmine Del Carmen    | 11    | Santa Ana (SS)                | 22:39.7 | 17     |
| 18    | Jamie Colchado        | 12    | Santa Ana (SS)                | 22:42.2 | 18     |
| 19    | Leticia Silva         | 11    | Orange (SS)                   | 22:43.3 | 19     |
| 20    | Crystal Bernal        | 10    | Orange (SS)                   | 22:44.9 | 20     |
| 21    | Griselda Solano       | 12    | Santa Ana (SS)                | 22:49.5 | 21     |
| 22    | Elise Pepper          | 12    | St. Margaret's Episcopal (SS) | 22:53.7 |        |
| 23    | Layla Reyes           | 11    | Santa Ana (SS)                | 22:53.8 | 22     |
| 24    | Greta Blau            | 11    | St. Margaret's Episcopal (SS) | 22:58.6 |        |
| 25    | Cate Heyming          | 9     | St. Margaret's Episcopal (SS) | 22:59.0 |        |
| 26    | Emily Burchell-Pinto  | 10    | Orange (SS)                   | 23:36.3 | 23     |
| 27    | Kate Carr             | 11    | St. Margaret's Episcopal (SS) | 23:52.6 |        |
| 28    | Yadany Lievanos       | 10    | St. Margaret's Episcopal (SS) | 23:57.8 |        |

| Place | Name                   | Grade | Team                          | Time    | Points |
|-------|------------------------|-------|-------------------------------|---------|--------|
| 29    | Kayla Stanley          | 11    | Costa Mesa (SS)               | 23:59.6 | 24     |
| 30    | Courtney Roum          | 11    | Costa Mesa (SS)               | 23:59.8 | 25     |
| 31    | Valerie Guerrero       | 12    | Santa Ana (SS)                | 24:15.9 |        |
| 32    | Analuisa Garcia        | 11    | Santa Ana (SS)                | 24:20.6 |        |
| 33    | Brianna Cerna          | 12    | Santa Ana (SS)                | 24:21.3 |        |
| 34    | Brenda Roldan          | 9     | Santa Ana (SS)                | 24:24.1 |        |
| 35    | Lyla Seminoff          | 9     | St. Margaret's Episcopal (SS) | 24:26.4 |        |
| 36    | Jesselly Segura        | 10    | Saddleback (SS)               | 24:32.9 | 26     |
| 37    | Maddison Lee           | 9     | Estancia (SS)                 | 24:34.5 |        |
| 38    | Hannah Lund            | 12    | Costa Mesa (SS)               | 24:35.6 | 27     |
| 39    | katherine Rodriguez    | 10    | Santa Ana (SS)                | 24:42.1 |        |
| 40    | Kathy Molina           | 11    | Costa Mesa (SS)               | 24:58.6 | 28     |
| 41    | Riley Hughes           | 9     | Calvary Chapel Santa Ana (SS) | 25:06.2 | 29     |
| 42    | Leslie Enriquez        | 9     | Saddleback (SS)               | 25:09.0 | 30     |
| 43    | Guadalupe Vasquez      | 10    | Orange (SS)                   | 25:21.2 | 31     |
| 44    | Soriya Frantz          | 12    | Calvary Chapel Santa Ana (SS) | 25:30.4 | 32     |
| 45    | Madeline Stute         | 12    | Costa Mesa (SS)               | 25:31.9 | 33     |
| 46    | Karen Tecocoatzi       | 11    | Santa Ana (SS)                | 25:32.4 |        |
| 47    | Jessica Castillo       | 9     | Santa Ana (SS)                | 25:38.4 |        |
| 48    | Christine Hua          | 11    | Orange (SS)                   | 25:46.1 | 34     |
| 49    | Caylee Cervantes       | 9     | Saddleback (SS)               | 25:56.9 | 35     |
| 50    | Julissa Torres         | 10    | Orange (SS)                   | 26:05.8 | 36     |
| 51    | Vanessa Zarate Vazquez | 9     | Costa Mesa (SS)               | 26:25.8 |        |
| 52    | Xochilt Ortiz          | 12    | Saddleback (SS)               | 26:28.0 | 37     |
| 53    | Mia Ramirez-Segura     | 11    | Costa Mesa (SS)               | 26:36.5 |        |
| 54    | Amy Perez              | 11    | Santa Ana (SS)                | 26:37.0 |        |
| 55    | Kiani Eufrazio         | 9     | Costa Mesa (SS)               | 26:39.9 |        |
| 56    | Melissa Aviles         | 12    | Costa Mesa (SS)               | 26:56.9 |        |
| 57    | Sofia Guillen          | 12    | Santa Ana (SS)                | 27:01.2 |        |
| 58    | Lilah Parra            | 9     | Costa Mesa (SS)               | 27:27.7 |        |
| 59    | Hope Duzey             | 9     | Calvary Chapel Santa Ana (SS) | 27:28.4 | 38     |
| 60    | Sophia Coventry        | 10    | Saddleback (SS)               | 27:29.3 | 39     |
| 61    | Monique Ramirez        | 12    | Santa Ana (SS)                | 28:05.1 |        |
| 62    | Stefany Vazquez        | 10    | St. Margaret's Episcopal (SS) | 28:28.4 |        |

# Race 102 - Girls Merge - 3 Mile

11/2/2023 -

## Individual Results

| Place | Name                      | Grade | Team                             | Time    | Points |
|-------|---------------------------|-------|----------------------------------|---------|--------|
| 63    | Gabby Smith               | 12    | Calvary Chapel<br>Santa Ana (SS) | 28:28.8 | 40     |
| 64    | Chelsea<br>Vilchis-Garcia | 11    | Costa Mesa (SS)                  | 29:00.5 |        |
| 65    | Leslie Vazquez            | 10    | Santa Ana (SS)                   | 29:32.6 |        |
| 66    | Briana Iniguez            | 9     | Santa Ana (SS)                   | 29:46.1 |        |
| 67    | Viviana Toral             | 10    | Saddleback (SS)                  | 29:52.6 | 41     |
| 68    | Hazel Sesena              | 9     | Costa Mesa (SS)                  | 30:05.7 |        |
| 69    | Valerie Benitez           | 10    | Orange (SS)                      | 30:28.1 | 42     |
| 70    | Alejandra Avalos          | 12    | Saddleback (SS)                  | 30:30.5 |        |
| 71    | Cloe Chavez               | 10    | Orange (SS)                      | 30:36.5 |        |
| 72    | Jocelyn Vazquez           | 11    | Saddleback (SS)                  | 30:56.6 |        |
| 73    | Laura Flores              | 12    | Santa Ana (SS)                   | 31:22.9 |        |
| 74    | Alexa Quinn               | 9     | Costa Mesa (SS)                  | 31:49.3 |        |
| 75    | Maya Ruiz                 | 9     | Santa Ana (SS)                   | 32:45.8 |        |
| 76    | Kaya DeCarlo              | 9     | St. Margaret's<br>Episcopal (SS) | 33:20.2 |        |
| 77    | Ilenia Castro             | 11    | Santa Ana (SS)                   | 33:20.5 |        |
| 78    | Gennessy Eufrazio         | 11    | Costa Mesa (SS)                  | 33:49.6 |        |
| 79    | Genesis Gallegos          | 10    | Saddleback (SS)                  | 36:46.4 |        |
| 80    | Claudia Pedraza           | 12    | Saddleback (SS)                  | 41:34.8 |        |
| 81    | Mia Gonzalez              | 12    | Santa Ana (SS)                   | 48:15.3 |        |