






Baseline League Finals

Glen Helen Park

Race 2 - Girls JV - 3 Mile

11/05/2019 - 1:55pm

Team Race Results

Place	Name	Score	Team Time	Runner Avg	Avg Mile	5 Man Gap	Finish Order	Scoring Order
1	 CHINO HILLS	24	1:46:10	21:14	7:04	2:00	1, 2, 4, 7, 10, 14, 17	1, 2, 4, 7, 10, 14, 17
2	 ETIWANDA	43	1:50:11	22:02	7:20	0:58	5, 6, 9, 11, 12, 18, 19	5, 6, 9, 11, 12, 18, 19
3	 RANCHO CUCAMONGA	72	1:53:52	22:46	7:35	3:00	3, 8, 16, 21, 26, 29, 30	3, 8, 16, 21, 24, 26, 27
4	 LOS OSOS	103	1:57:48	23:33	7:51	1:38	13, 20, 23, 24, 27, 44	13, 20, 22, 23, 25, 30
5	 UPLAND	135	2:06:54	25:22	8:27	4:51	15, 39, 40, 50, 54	15, 28, 29, 31, 32
DNP	 ST. LUCY'S		1:50:53	27:43	9:14		46, 49, 51, 59	4 Runners



Use Discount Code
"FINISHED"
 For 15% Off at: VSathletics.com



Race 2 - Girls JV - 3 Mile

11/05/2019 - 1:55pm

Individual Race Results

Place	Name	Grade	School	Time	Points	Place	Name	Grade	School	Time	Points
1	Shannon Atkins	10	Chino Hills	20:19.6	1	39	Olivia Moseley	12	Upland	24:43.2	28
2	Camille Cortes	12	Chino Hills	20:34.3	2	40	Brooke Avila	9	Upland	24:50.4	29
3	Kelly Vaught	10	Rancho Cucamonge	21:05.8	3	41	Kylie Heldt	9	Rancho Cucamonge	24:55.3	
4	Belinda Ocegueda	11	Chino Hills	21:07.2	4	42	Karlee Brock	9	Chino Hills	24:57.2	
5	Lona Wright	12	Etiwanda	21:25.1	5	43	Jolee Sanhamel	9	Chino Hills	24:58.7	
6	Muskaan Sandhu	11	Etiwanda	21:48.7	6	44	Natalie Kamper	9	Los Osos	25:05.6	30
7	Emma Gutierrez	10	Chino Hills	21:49.3	7	45	Juliet Russo	9	Chino Hills	25:17.1	
8	Emile Ruiz	12	Rancho Cucamonge	22:01.7	8	46	Emily Samaniego	9	St. Lucy's	25:39.4	
9	Alexis Barnes	9	Etiwanda	22:10.0	9	47	Viliane Sanchez	11	Chino Hills	25:52.1	
10	Samantha Hassel	11	Chino Hills	22:20.0	10	48	Jaylene Ortega	10	Etiwanda	25:58.1	
11	Jamila Hill	10	Etiwanda	22:23.7	11	49	Olivia Diaz	10	St. Lucy's	26:46.5	
12	Sereya Abdouch	11	Etiwanda	22:23.9	12	50	Samantha Cuevas	9	Upland	26:52.9	31
13	Yuke Chen	12	Los Osos	22:28.6	13	51	Gwyn Prata	10	St. Lucy's	27:00.1	
14	Alayna Hayes	9	Chino Hills	22:34.3	14	52	Isabella Barrows	9	Chino Hills	27:09.6	
15	Antonia Castro	12	Upland	22:48.4	15	53	Ana Estrada	9	Rancho Cucamonge	27:20.3	
16	Delanie Goyette	9	Rancho Cucamonge	23:05.2	16	54	Mindy Tolentino	10	Upland	27:39.5	32
17	Lenae Nembhard	11	Chino Hills	23:15.7	17	55	Xiadani Lunde	9	Rancho Cucamonge	27:45.6	
18	Brianna Barnes	9	Etiwanda	23:24.3	18	56	Heli Kadakia	9	Chino Hills	28:17.4	
19	Leilanni Contreras	9	Etiwanda	23:29.8	19	57	Nicole Arriola	9	Chino Hills	28:24.1	
20	Zoe Andersen	9	Los Osos	23:31.1	20	58	Sophia Barrows	11	Chino Hills	28:28.2	
21	Alejandra Orozco	12	Rancho Cucamonge	23:32.9	21	59	Serena Cervantes	12	St. Lucy's	31:27.3	
22	Anuthmi Waas	10	Chino Hills	23:38.3							
23	Reese Garcia	12	Los Osos	23:46.4	22						
24	Nora Ismael	9	Los Osos	23:54.9	23						
25	Cassie Ramirez	10	Chino Hills	24:02.7							
26	Emma Donlin	10	Rancho Cucamonge	24:06.7	24						
27	Brooklynn Bentley	9	Los Osos	24:07.0	25						
28	Ava Mack	9	Chino Hills	24:08.6							
29	Denise Oviedo	10	Rancho Cucamonge	24:09.3	26						
30	Isabella Torres	10	Rancho Cucamonge	24:10.0	27						
31	Grace Su	10	Chino Hills	24:15.8							
32	Jessica Padilla	10	Rancho Cucamonge	24:17.3							
33	Kaitlyn McMurray	9	Etiwanda	24:17.9							
34	Elise Miller	9	Etiwanda	24:24.9							
35	Sophia Castaneda	10	Rancho Cucamonge	24:28.4							
36	Taylor Sandhu	9	Chino Hills	24:28.6							
37	Alyssa Falk	11	Rancho Cucamonge	24:30.8							
38	Nicole Cisneros	12	Etiwanda	24:40.1							



For Live Results
Download the App



Use Discount Code
"FINISHED"

For 15% Off at: VSathletics.com

